


# The Pool Page

September 2021

WISCONSIN DEPT OF ADMINISTRATION

Vol. 26, Iss. 08

A Monthly Newsletter for LGIP Participants



The Annual Interest Rate  
For  
September 2021  
**0.05%**

### LGIP Bank Holiday

The LGIP will be closed for business on:

October 11	Columbus Day
November 11	Veteran's Day
November 25	Thanksgiving Day
December 24	Christmas Day(Observed)

### Directory

#### LGIP Program

Toll Free Number.....877- 947-7665  
..... 877-WIS-POOL

#### LGIP Administrator

Shawn Nelson ..... (608) 266-3711  
eFAX Number..... (608) 223-6578  
Email.....lgip@wisconsin.gov

#### LGIP Fund Manager-Investment Bd.

Andrea Ruiz/Gretchen Wegner/Ping  
Wong..... (608) 266-2045

#### LGIP Homepage

<https://doa.wi.gov/Pages/StateFinances/LGIP.aspx>

#### LGIP Account Access

<http://lgip.wisconsin.gov>

## STATE INVESTMENT FUND (SIF)

### Monthly Summary of Earnings

Average Daily Balance of SIF

Gross Earnings on SIF

Less: Custodial Bank Charge

Investment Board Expense

**Net Monthly Earnings on SIF**

18,566,967,829

1,154,929 0.08%

(6,210) (0.00)%

(290,903) (0.02)%

**\$ 857,816 0.06%**

Annualized

Rate based on

Ave Balance

## LOCAL GOVERNMENT INVESTMENT POOL (LGIP)

### Monthly Summary of Earnings

Average Daily Balance of LGIP

Gross Earnings on LGIP

Less: Banking Costs

DOA Financial Services

\$5,020,834,420

231,990 0.06%

(399) (0.00)%

(11,123) (0.01)%

**Net Monthly Earnings on LGIP**

**\$ 220,468 0.05%**

**STATE INVESTMENT FUND MONTHLY PORTFOLIO ANALYSIS**

As of September 30, 2021

	<b>Amortized Cost \$(000)</b>	<b>% of Portfolio</b>
U.S. Treasuries	4,946,630	27.08%
U.S. Agencies	3,707,673	20.30%
Repurchase Agreements:		
U.S. Treasury and Agency Collateral	6,174,620	33.81%
Certificates of Deposit, Bankers Acceptance and Time Deposits	905,125	4.96%
Commercial Paper and Corporate Notes	<u>2,530,218</u>	<u>13.85%</u>
<b>Total</b>	<b><u>\$ 18,264,266</u></b>	<b><u>100.00%</u></b>

<b>Book Value Conversion (FV/BV Factor)</b>	<b>100.00%</b>
---	----------------

**SUMMARY OF INVESTMENT FUND PARTICIPANTS**

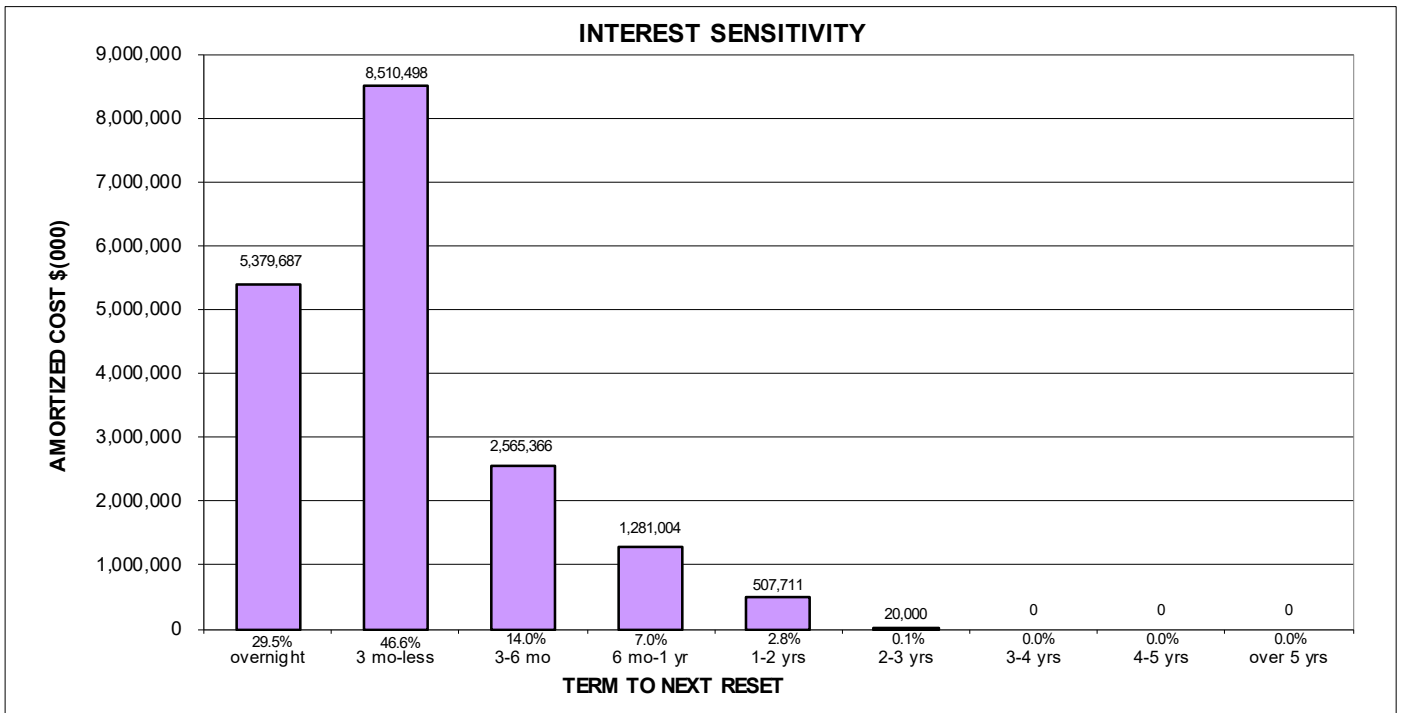
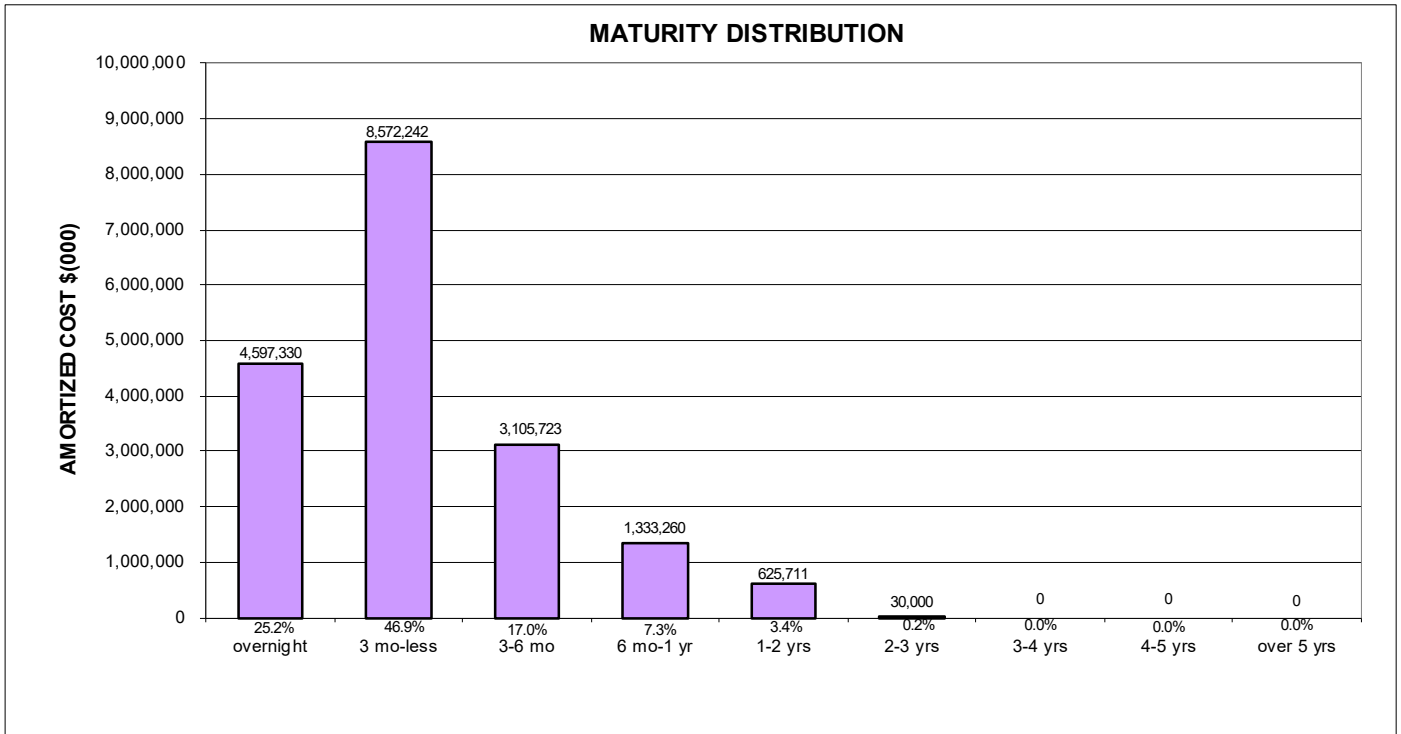
	<b>Par Amount \$(000)</b>	<b>% of Portfolio</b>
Local Government Investment Pool	4,766,515	26.45%
State of Wisconsin and Agencies	9,881,226	54.82%
Wisconsin Retirement System	<u>3,375,069</u>	<u>18.73%</u>
	<b><u>\$ 18,022,810</u></b>	<b><u>100.00%</u></b>

Note: The difference between the total of participant's unit shares (\$18,264,266) and the total of the investments (\$18,022,810) is the result of check float (checks written and posted at DOA-finance that have not yet cleared the bank) and a timing delay in posting bank receipts at DOA-Finance which have already been invested by SWIB.

**AVERAGE MATURITY**

<b>For Month Ended</b>	<b>Avg. Days Maturity</b>	<b>For Month Ended</b>	<b>Avg. Days Maturity</b>
9/30/2021	67	5/31/2021	74
8/31/2021	67	4/30/2021	59
7/31/2021	74	3/31/2021	58
6/30/2021	73	2/28/2021	45

**Note:** The Average Maturity is calculated to the next interest reset date for all floating rate securities in the portfolio.



**Note:** The Interest Sensitivity Report classifies securities in the portfolio by their next interest reset date. For floating rate securities, interest rate sensitivity is classified based on the interest rate reset date.

**LOCAL GOVERNMENT INVESTMENT POOL (LGIP)**  
*Monthly Summary of Earnings*

		<u>LGIP</u> <u>Net Annual Rate</u>	<u>90 Day</u> <u>Treasury Bill</u>	<u>Repurchase</u> <u>Agreements</u>	<u>Crane</u> <u>Government MMFD</u>	<u>Crane</u> <u>MMFD Average</u>
<b><u>2018</u></b>	Oct	2.20	2.25	1.49	1.51	1.77
	Nov	2.27	2.33	1.55	1.64	1.86
	Dec	2.37	2.36	1.60	1.71	1.95
<b><u>2019</u></b>	Jan	2.47	2.37	1.73	1.78	2.04
	Feb	2.46	2.39	1.73	1.82	2.06
	Mar	2.47	2.40	1.73	1.83	2.07
	Apr	2.49	2.38	1.73	1.86	2.10
	May	2.45	2.35	1.69	1.86	2.08
	Jun	2.42	2.18	1.67	1.81	2.04
	July	2.38	2.10	1.66	1.80	2.00
	Aug	2.17	1.95	1.46	1.60	1.81
	Sep	2.18	1.90	1.47	1.55	1.76
	Oct	1.92	1.65	1.20	1.38	1.57
	Nov	1.71	1.54	0.95	1.17	1.38
	Dec	1.63	1.54	0.87	1.09	1.32
<b><u>2020</u></b>	Jan	1.61	1.52	0.90	1.07	1.29
	Feb	1.62	1.52	0.92	1.06	1.28
	Mar	1.14	0.33	0.25	0.65	0.75
	Apr	0.51	0.14	0.00	0.11	0.25
	May	0.20	0.13	0.00	0.04	0.14
	Jun	0.14	0.16	0.01	0.02	0.08
	Jul	0.14	0.13	0.01	0.01	0.06
	Aug	0.13	0.10	0.01	0.01	0.04
	Sep	0.13	0.11	0.00	0.01	0.03
	Oct	0.10	0.10	0.01	0.01	0.02
	Nov	0.12	0.09	0.01	0.01	0.02
	Dec	0.10	0.09	0.01	0.01	0.02
<b><u>2021</u></b>	Jan	0.09	0.08	0.01	0.01	0.02
	Feb	0.08	0.04	0.00	0.01	0.02
	Mar	0.06	0.03	0.00	0.01	0.02
	Apr	0.05	0.02	0.00	0.01	0.02
	May	0.05	0.02	0.00	0.01	0.02
	Jun	0.04	0.04	0.00	0.01	0.02
	Jul	0.05	0.05	0.00	0.01	0.02
	Aug	0.05	0.05	0.00	0.01	0.02
	Sep	0.05	0.04	0.00 (e)	0.01 (e)	0.02 (e)

e = estimate