


# The Pool Page

A Monthly Publication for State of Wisconsin LGIP Participants

SEPTEMBER 2023

VOL 28, ISS 9



## The Annualized Earnings Rate for September 2023:

**5.35%**

### LGIP Holidays

The LGIP will be closed for business on:

**Oct 09** Columbus Day

**Nov 23** Thanksgiving

**Dec 25** Christmas Day

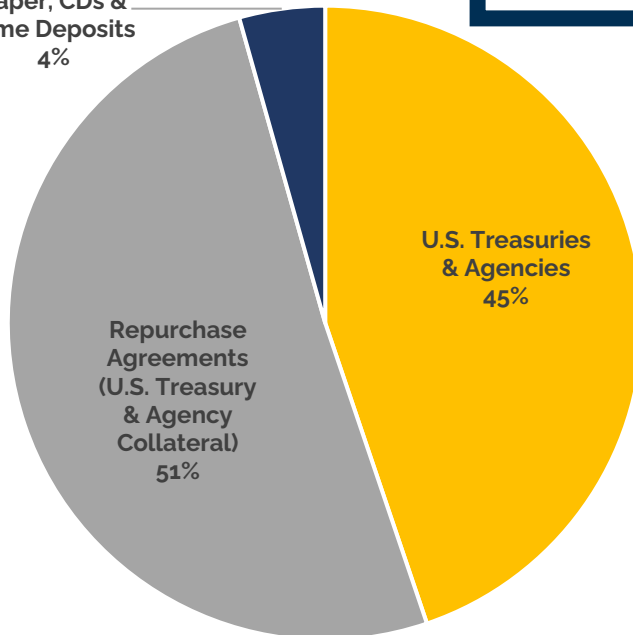
## State Investment Fund Portfolio Composition

As of 9/30/2023

**Total Net Assets:**

**\$22.2 billion**

Commercial Paper, CDs & Time Deposits  
4%



Book Value Conversion (FV/BV Factor): 100%

### Directory

#### LGIP Toll Free Number

877-947-7665  
877-WIS-POOL

#### LGIP Account Access

<https://lgip.wisconsin.gov>

#### LGIP Administrator

Department of Administration

Bridget Asasira

Chris Myren

(608) 266-3711

Fax: (608) 223-6578

[lgip@wisconsin.gov](mailto:lgip@wisconsin.gov)

#### LGIP Fund Manager

State of WI Investment Board

Andrea Ruiz, CFA, CPA

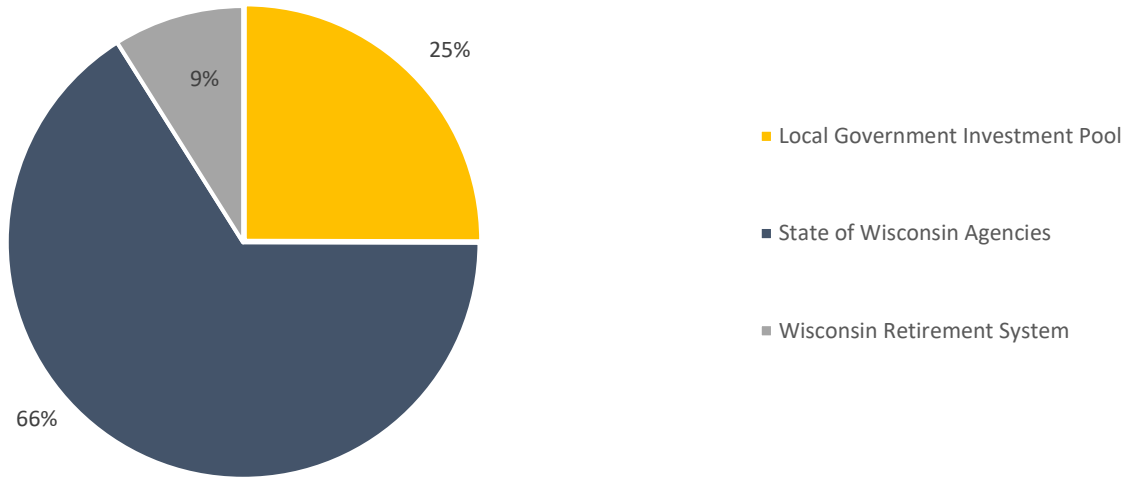
Gretchen Wegner, CFA, CPA

Ping Wong, CFA

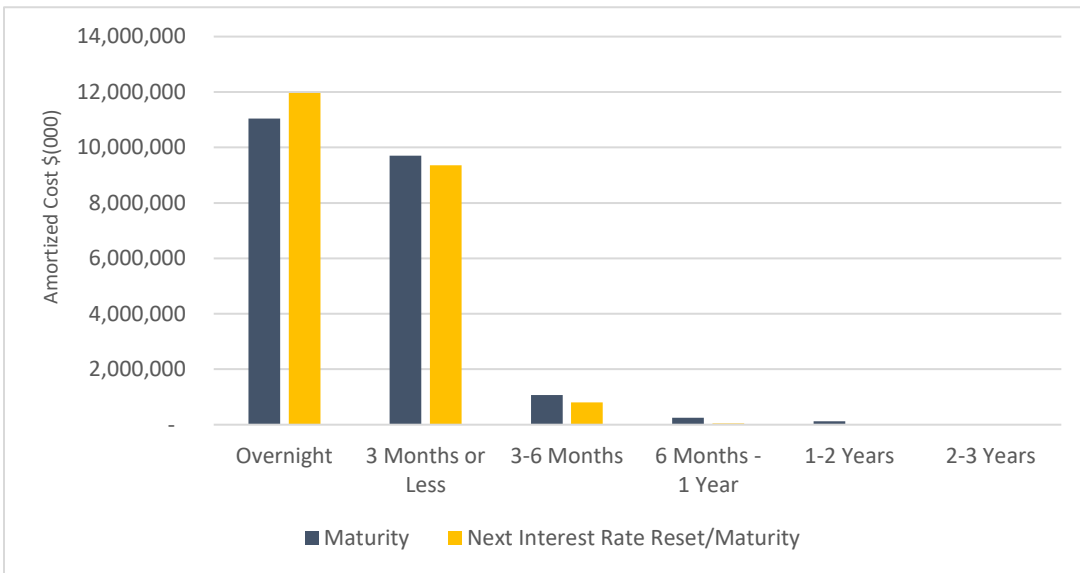
(608) 266-2045



**STATE INVESTMENT FUND PARTICIPANTS**



**MATURITY DISTRIBUTION & INTEREST SENSITIVITY**



**Weighted Average Maturity (WAM\*):**  
**21 Days**  
\*WAM represents the average number of days to the earlier of next interest rate reset or maturity.

**Weighted Average Life (WAL\*\*):**  
**28 Days**  
\*\*WAL represents the average number of days to final maturity.

**LGIP PERFORMANCE WITH BENCHMARKS - ANNUALIZED RETURNS %**

	September 2023	One Year	Five Year	Ten Year
<b>LGIP</b>	<b>5.35</b>	<b>4.66</b>	<b>1.74</b>	<b>1.14</b>
90 Day Treasury Bill	5.32	4.76	1.75	1.14
Crane Government MMF Average	4.84 (e)	4.01	1.33	0.78
Crane Taxable All MMF Average	5.06 (e)	4.25	1.48	0.91

e = estimate