

# **WISCONSIN COURT SYSTEM:**

## **Wisconsin Circuit Courts**



**2019-2021 Biennial Budget Request**



Patience D. Roggensack  
Chief Justice

# Supreme Court of Wisconsin

DIRECTOR OF STATE COURTS

P.O. BOX 1688

MADISON, WISCONSIN 53701-1688

16 East State Capitol  
Telephone 608-266-6828  
Fax 608-267-0980

Hon. Randy R. Koschnick  
Director of State Courts

October 10, 2018

Secretary Ellen Nowak  
Department of Administration  
101 E. Wilson Street, 10th Floor  
Madison, WI 53707

Dear Secretary Nowak,

I submit to you the proposed 2019-2021 biennial budgets of the Wisconsin Court System. We are committed to maintaining the court system's integrity, carrying out its constitutional duty to provide essential judicial services to the people of Wisconsin.

The combined cost-to-continue budgets support this commitment by providing our courts with the resources needed to meet the constitutional responsibilities of the court system. We work cooperatively with our justice partners – counties, district attorneys, state public defenders, state and local agencies, treatment providers and others – to provide quality court services in an efficient and effective manner.

We understand the increasing demands on General Purpose Revenue, as well as the uncertainties that impact General Purpose Revenue collections. To that end, we are working diligently to foster efficient management of the court system using existing resources.

In summary, we are confident that these budget requests meet our shared goal of timely, fair and effective delivery of justice to the people of Wisconsin. We want to assure you of our continuing efforts in making court operations more effective and efficient, and look forward to working with you and your staff in the coming months in meeting these goals.

Sincerely,


A large, stylized handwritten signature in black ink, consisting of several overlapping loops and a final flourish.

Randy R. Koschnick  
Director of State Courts

RRK: DS: saf  
cc: Supreme Court Justices

# State of Wisconsin

## Circuit Courts



Budget Request  
2019 – 2021 Biennium  
October 10, 2018

## Table of Contents

Description.....	3
Agency Total by Fund Source .....	4
Agency Total by Program .....	6
Agency Total by Decision Item (DIN) .....	7
General Purpose Revenue (GPR) - Earned.....	8
Decision Items .....	9

## **AGENCY DESCRIPTION**

The Circuit Courts are Wisconsin's courts of general jurisdiction and consist of 249 judicial positions in 69 judicial circuits. Each county in the state is a circuit, with the exception of Pepin and Buffalo, Menominee and Shawano, and Forest and Florence, which are paired to form three circuits. A circuit may consist of more than one branch (judge) where the volume of litigation warrants. Of the 69 circuits, 41 contain multiple branches.

The Circuit Courts have original jurisdiction in all criminal, civil, juvenile, family and probate cases unless exclusive jurisdiction has been given to another court. The courts have appellate jurisdiction over orders and judgments of the municipal courts and the responsibility to review decisions and orders of state administrative agencies.

For purposes of management, the Circuit Courts are divided into nine administrative districts. Each district has a chief judge appointed by the Supreme Court and a district court administrator, who administers the business of the judicial branch in that district in cooperation with the director of state courts at the direction of the chief justice.

# Agency Total by Fund Source

Circuit Courts

1921 Biennial Budget

		ANNUAL SUMMARY				BIENNIAL SUMMARY					
Source of Funds		Prior Year Total	Adjusted Base	1st Year Total	2nd Year Total	1st Year FTE	2nd Year FTE	Base Year Doubled (BYD)	Biennial Request	Change From (BYD)	Change From BYD %
GPR	L	\$23,610,155	\$24,676,800	\$24,676,800	\$24,676,800	0.00	0.00	\$49,353,600	\$49,353,600	\$0	0.0%
GPR	S	\$71,545,205	\$81,566,100	\$77,803,200	\$77,803,200	527.00	527.00	\$163,132,200	\$155,606,400	(\$7,525,800)	-4.6%
<b>Total</b>		\$95,155,360	\$106,242,900	\$102,480,000	\$102,480,000	527.00	527.00	\$212,485,800	\$204,960,000	(\$7,525,800)	-3.5%
PR	L	\$232,700	\$232,700	\$232,700	\$232,700	0.00	0.00	\$465,400	\$465,400	\$0	0.0%
<b>Total</b>		\$232,700	\$232,700	\$232,700	\$232,700	0.00	0.00	\$465,400	\$465,400	\$0	0.0%
<b>Grand Total</b>		\$95,388,060	\$106,475,600	\$102,712,700	\$102,712,700	527.00	527.00	\$212,951,200	\$205,425,400	(\$7,525,800)	-3.5%

# Agency Total by Program

625 Circuit Courts

1921 Biennial Budget

Source of Funds	ANNUAL SUMMARY						BIENNIAL SUMMARY			
	Prior Year Actual	Adjusted Base	1st Year Total	2nd Year Total	1st Year FTE	2nd Year FTE	Base Year Doubled (BYD)	Biennial Request	Change From (BYD)	Change From BYD %
<b>01 COURT OPERATIONS</b>										
<b>Non Federal</b>										
<b>GPR</b>	<b>\$95,155,360</b>	<b>\$106,242,900</b>	<b>\$102,480,000</b>	<b>\$102,480,000</b>	<b>527.00</b>	<b>527.00</b>	<b>\$212,485,800</b>	<b>\$204,960,000</b>	<b>(\$7,525,800)</b>	<b>-3.54%</b>
L	\$23,610,155	\$24,676,800	\$24,676,800	\$24,676,800	0.00	0.00	\$49,353,600	\$49,353,600	\$0	0.00%
S	\$71,545,205	\$81,566,100	\$77,803,200	\$77,803,200	527.00	527.00	\$163,132,200	\$155,606,400	(\$7,525,800)	-4.61%
<b>PR</b>	<b>\$232,700</b>	<b>\$232,700</b>	<b>\$232,700</b>	<b>\$232,700</b>	<b>0.00</b>	<b>0.00</b>	<b>\$465,400</b>	<b>\$465,400</b>	<b>\$0</b>	<b>0.00%</b>
L	\$232,700	\$232,700	\$232,700	\$232,700	0.00	0.00	\$465,400	\$465,400	\$0	0.00%
<b>Total - Non Federal</b>	<b>\$95,388,060</b>	<b>\$106,475,600</b>	<b>\$102,712,700</b>	<b>\$102,712,700</b>	<b>527.00</b>	<b>527.00</b>	<b>\$212,951,200</b>	<b>\$205,425,400</b>	<b>(\$7,525,800)</b>	<b>-3.53%</b>
L	\$23,842,855	\$24,909,500	\$24,909,500	\$24,909,500	0.00	0.00	\$49,819,000	\$49,819,000	\$0	0.00%
S	\$71,545,205	\$81,566,100	\$77,803,200	\$77,803,200	527.00	527.00	\$163,132,200	\$155,606,400	(\$7,525,800)	-4.61%
<b>PGM 01 Total</b>	<b>\$95,388,060</b>	<b>\$106,475,600</b>	<b>\$102,712,700</b>	<b>\$102,712,700</b>	<b>527.00</b>	<b>527.00</b>	<b>\$212,951,200</b>	<b>\$205,425,400</b>	<b>(\$7,525,800)</b>	<b>-3.53%</b>
<b>GPR</b>	<b>\$95,155,360</b>	<b>\$106,242,900</b>	<b>\$102,480,000</b>	<b>\$102,480,000</b>	<b>527.00</b>	<b>527.00</b>	<b>\$212,485,800</b>	<b>\$204,960,000</b>	<b>(\$7,525,800)</b>	<b>-3.54%</b>
L	\$23,610,155	\$24,676,800	\$24,676,800	\$24,676,800	0.00	0.00	\$49,353,600	\$49,353,600	\$0	0.00%
S	\$71,545,205	\$81,566,100	\$77,803,200	\$77,803,200	527.00	527.00	\$163,132,200	\$155,606,400	(\$7,525,800)	-4.61%
<b>PR</b>	<b>\$232,700</b>	<b>\$232,700</b>	<b>\$232,700</b>	<b>\$232,700</b>	<b>0.00</b>	<b>0.00</b>	<b>\$465,400</b>	<b>\$465,400</b>	<b>\$0</b>	<b>0.00%</b>
L	\$232,700	\$232,700	\$232,700	\$232,700	0.00	0.00	\$465,400	\$465,400	\$0	0.00%
<b>TOTAL 01</b>	<b>\$95,388,060</b>	<b>\$106,475,600</b>	<b>\$102,712,700</b>	<b>\$102,712,700</b>	<b>527.00</b>	<b>527.00</b>	<b>\$212,951,200</b>	<b>\$205,425,400</b>	<b>(\$7,525,800)</b>	<b>-3.53%</b>

**Agency Total by Program**

<b>625 Circuit Courts</b>									<b>1921 Biennial Budget</b>	
L	\$23,842,855	\$24,909,500	\$24,909,500	\$24,909,500	0.00	0.00	\$49,819,000	\$49,819,000	\$0	0.00%
S	\$71,545,205	\$81,566,100	\$77,803,200	\$77,803,200	527.00	527.00	\$163,132,200	\$155,606,400	(\$7,525,800)	-4.61%
<b>Agency Total</b>	<b>\$95,388,060</b>	<b>\$106,475,600</b>	<b>\$102,712,700</b>	<b>\$102,712,700</b>	<b>527.00</b>	<b>527.00</b>	<b>\$212,951,200</b>	<b>\$205,425,400</b>	<b>(\$7,525,800)</b>	<b>-3.53%</b>



# Agency Total by Decision Item

Circuit Courts

1921 Biennial Budget

Decision Item	1st Year Total	2nd Year Total	1st Year FTE	2nd Year FTE
2000 Adjusted Base Funding Level	\$106,475,600	\$106,475,600	527.00	527.00
3003 Full Funding of Continuing Position Salaries and Fringe Benefits	(\$3,762,900)	(\$3,762,900)	0.00	0.00
<b>TOTAL</b>	<b>\$102,712,700</b>	<b>\$102,712,700</b>	<b>527.00</b>	<b>527.00</b>

# GPR Earned

1921 Biennial Budget

	CODES	TITLES
DEPARTMENT	625	Circuit Courts
PROGRAM	01	Court operations

DATE September 06, 2018

Revenue	Prior Year Actuals	Base Year Estimate	1st Year Estimate	2nd Year Estimate
Opening Balance	\$0	\$0	\$0	\$0
	\$38,225,300	\$37,459,100	\$37,409,800	\$37,371,300
<b>Total</b>	<b>\$38,225,300</b>	<b>\$37,459,100</b>	<b>\$37,409,800</b>	<b>\$37,371,300</b>

**Decision Item (DIN) - 2000**

**Decision Item (DIN) Title - Adjusted Base Funding Level**

**NARRATIVE**

Adjusted Base Funding Level

# Decision Item by Line

1921 Biennial Budget

	<b>CODES</b>	<b>TITLES</b>
<b>DEPARTMENT</b>	625	Circuit Courts
	<b>CODES</b>	<b>TITLES</b>
<b>DECISION ITEM</b>	2000	Adjusted Base Funding Level

Expenditure items		1st Year Cost	2nd Year Cost
01	Permanent Position Salaries	\$54,110,800	\$54,110,800
02	Turnover	\$0	\$0
03	Project Position Salaries	\$0	\$0
04	LTE/Misc. Salaries	\$1,151,500	\$1,151,500
05	Fringe Benefits	\$24,616,600	\$24,616,600
06	Supplies and Services	\$1,679,600	\$1,679,600
07	Permanent Property	\$7,600	\$7,600
08	Unalloted Reserve	\$0	\$0
09	Aids to Individuals Organizations	\$0	\$0
10	Local Assistance	\$24,909,500	\$24,909,500
11	One-time Financing	\$0	\$0
12	Debt Service	\$0	\$0
13		\$0	\$0
14		\$0	\$0
15		\$0	\$0
16		\$0	\$0
<b>17</b>	<b>Total Cost</b>	<b>\$106,475,600</b>	<b>\$106,475,600</b>
18	Project Positions Authorized	0.00	0.00
19	Classified Positions Authorized	0.00	0.00
20	Unclassified Positions Authorized	527.00	527.00

# Decision Item by Numeric

## Circuit Courts

Program	Decision Item/Numeric	1st Year Total	2nd Year Total	1st Year FTE	2nd Year FTE
	<b>2000</b>	<b>Adjusted Base Funding Level</b>			
<b>01</b>	<b>Court operations</b>				
	01 Circuit courts	\$81,566,100	\$81,566,100	527.00	527.00
	05 Circuit court costs	\$24,676,800	\$24,676,800	0.00	0.00
	21 Court interpreters	\$232,700	\$232,700	0.00	0.00
	<b>Court operations SubTotal</b>	<b>\$106,475,600</b>	<b>\$106,475,600</b>	<b>527.00</b>	<b>527.00</b>
	<b>Adjusted Base Funding Level SubTotal</b>	<b>\$106,475,600</b>	<b>\$106,475,600</b>	<b>527.00</b>	<b>527.00</b>
	<b>Agency Total</b>	<b>\$106,475,600</b>	<b>\$106,475,600</b>	<b>527.00</b>	<b>527.00</b>

# Decision Item by Fund Source

## Circuit Courts

	Source of Funds		1st Year Total	2nd Year Total	1st Year FTE	2nd Year FTE
<b>Decision Item</b>	<b>2000</b>	<b>Adjusted Base Funding Level</b>				
	GPR	L	\$24,676,800	\$24,676,800	0.00	0.00
	GPR	S	\$81,566,100	\$81,566,100	527.00	527.00
	PR	L	\$232,700	\$232,700	0.00	0.00
	<b>Total</b>		<b>\$106,475,600</b>	<b>\$106,475,600</b>	<b>527.00</b>	<b>527.00</b>
<b>Agency Total</b>			<b>\$106,475,600</b>	<b>\$106,475,600</b>	<b>527.00</b>	<b>527.00</b>

**Decision Item (DIN) - 3003**

**Decision Item (DIN) Title - Full Funding of Continuing Position Salaries and Fringe Benefits**

**NARRATIVE**

Standard Budget Adjustment - Full Funding of Continuing Position Salaries and Fringe Benefits

# Decision Item by Line

1921 Biennial Budget

	<b>CODES</b>	<b>TITLES</b>
<b>DEPARTMENT</b>	625	Circuit Courts
	<b>CODES</b>	<b>TITLES</b>
<b>DECISION ITEM</b>	3003	Full Funding of Continuing Position Salaries and Fringe Benefits

Expenditure items		1st Year Cost	2nd Year Cost
01	Permanent Position Salaries	(\$1,202,100)	(\$1,202,100)
02	Turnover	\$0	\$0
03	Project Position Salaries	\$0	\$0
04	LTE/Misc. Salaries	\$0	\$0
05	Fringe Benefits	(\$2,560,800)	(\$2,560,800)
06	Supplies and Services	\$0	\$0
07	Permanent Property	\$0	\$0
08	Unalloted Reserve	\$0	\$0
09	Aids to Individuals Organizations	\$0	\$0
10	Local Assistance	\$0	\$0
11	One-time Financing	\$0	\$0
12	Debt Service	\$0	\$0
13		\$0	\$0
14		\$0	\$0
15		\$0	\$0
16		\$0	\$0
<b>17</b>	<b>Total Cost</b>	<b>(\$3,762,900)</b>	<b>(\$3,762,900)</b>
18	Project Positions Authorized	0.00	0.00
19	Classified Positions Authorized	0.00	0.00
20	Unclassified Positions Authorized	0.00	0.00



# Decision Item by Numeric

## Circuit Courts

Program	Decision Item/Numeric	1st Year Total	2nd Year Total	1st Year FTE	2nd Year FTE
	<b>3003</b>	<b>Full Funding of Continuing Position Salaries and Fringe Benefits</b>			
<b>01</b>	<b>Court operations</b>				
	01 Circuit courts	(\$3,762,900)	(\$3,762,900)	0.00	0.00
	<b>Court operations SubTotal</b>	<b>(\$3,762,900)</b>	<b>(\$3,762,900)</b>	<b>0.00</b>	<b>0.00</b>
	<b>Full Funding of Continuing Position Salaries and Fringe Benefits SubTotal</b>	<b>(\$3,762,900)</b>	<b>(\$3,762,900)</b>	<b>0.00</b>	<b>0.00</b>
	<b>Agency Total</b>	<b>(\$3,762,900)</b>	<b>(\$3,762,900)</b>	<b>0.00</b>	<b>0.00</b>

# Decision Item by Fund Source

## Circuit Courts

	Source of Funds		1st Year Total	2nd Year Total	1st Year FTE	2nd Year FTE
<b>Decision Item</b>	<b>3003</b>	<b>Full Funding of Continuing Position Salaries and Fringe Benefits</b>				
	GPR	S	(\$3,762,900)	(\$3,762,900)	0.00	0.00
	<b>Total</b>		<b>(\$3,762,900)</b>	<b>(\$3,762,900)</b>	<b>0.00</b>	<b>0.00</b>
<b>Agency Total</b>			<b>(\$3,762,900)</b>	<b>(\$3,762,900)</b>	<b>0.00</b>	<b>0.00</b>



# Supreme Court of Wisconsin

DIRECTOR OF STATE COURTS

P.O. BOX 1688

MADISON, WISCONSIN 53701-1688

Patience D. Roggensack  
Chief Justice

16 East State Capitol  
Telephone 608-266-6828  
Fax 608-267-0980

September 14, 2018

Secretary Ellen Nowak  
Department of Administration  
101 E. Wilson Street, 10<sup>th</sup> Floor  
Madison, WI 53707

Dear Secretary Nowak:

Pursuant to Wis. Stats. § 16.423, please find our submission of the base budget review report for the Wisconsin Court System.

The Wisconsin Court System is a unified system created under the Court Reorganization Act and comprised of courts at three levels. The Court System is headed by the Supreme Court consisting of seven justices. The Court of Appeals, created August 1, 1978, is the state's intermediate court, composed of 16 judges in four appellate districts headquartered in Milwaukee, Waukesha, Wausau and Madison. The Circuit Court is Wisconsin's court of general jurisdiction and currently consists of 249 judicial branches in sixty-nine judicial circuits. Each county in the State serves as a circuit, with the exception of six counties, Pepin and Buffalo, Menominee and Shawano, and Forest and Florence, which are paired to form three circuits.

The Wisconsin Court System is funded through a combination of state and county tax revenues, user fees, and grants. The functions of the Court of Appeals and the Supreme Court are all state funded through tax revenues, user fees, and grants. The Circuit Courts are funded by a combination of state tax revenues and county funds.

The Wisconsin Court System's mission is to protect the rights, privileges and liberties of our citizens, maintain the rule of law, and provide a forum for the resolution of disputes that is fair, accessible, independent, and effective. The Courts are committed to this mission and work to achieve it by providing judges and courts with the resources they need to meet their constitutional responsibilities, and by working cooperatively with our justice partners – counties, district attorneys, state public defenders, state agencies, treatment providers and others – to provide essential judicial services to the people of the Wisconsin.

During the time period under review, the court's quarterly spending patterns are unexceptional. Fluctuations between quarters are seen, however they are largely a function of staff turnover and variations in program needs.


In FY 2016, the Department of Administration under billed all three courts' Pension Obligation Bonds. The FY 2016 unbilled Pension Obligation Bonds were shifted to FY 2017. This resulted in lower than expected spending in FY 2016 and higher spending in FY 2017.

Court support payments are made semi-annually in the first and third quarters. In FY 2017, pursuant to 2015 Wisconsin Act 55, a new Circuit Court Costs local assistance appropriation was created, combining three existing local assistance appropriations, including Court Interpreter Fees, Circuit Court Support Payments, and Guardian Ad Litem Costs. The result of this combination in the state accounting system nets to zero.

An accounting of expenditures by quarter for fiscal years 2015-16, 2016-17, and 2017-18 for each appropriation is available on DOA's on-line expenditure reporting tool found at <http://openbook.wi.gov/ExpenditureDetailReport.aspx>. Attached for your convenience is the current Court System Appropriation Structure that lists a description of each court appropriation including FY 2019 spending authority, and a signed BASE BUDGET REVIEW WORKSHEET for each court.

In summary, we are confident that this budget review meets the reporting requirements outlined in Wis. Stats. § 16.423. If you have any questions regarding this information, please feel free to contact me or Bonnie Anderson, Court Budget Officer.

Sincerely,

A handwritten signature in black ink, appearing to read "Randy Koschnick", is written over a large, loopy, oval-shaped scribble.

Judge Randy Koschnick  
Director of State Courts

cc. Chief Justice Patience D. Roggensack

2017 - 2019

**COURT SYSTEM APPROPRIATION STRUCTURE**

The Judicial functional area includes five state agencies, three of which comprise the Wisconsin Court System: s. 20.625, Wis. Stats., is the Wisconsin Circuit Courts, s. 20.660, Wis. Stats., is the Wisconsin Court of Appeals, and 20.680, Wis. Stats., is the Wisconsin Supreme Court. The Wisconsin Court System's organizational structure is based on the Chapter 20 appropriation structure and schedule shown below:

**CIRCUIT COURTS**

<u>DEPT./APPN.</u>	<u>APPN. TYPE</u>	<u>APPN. NAME</u>	<u>EXPENDITURE AUTHORITY*</u>
625(1)(a)	GPR Sum Sufficient	Circuit Courts	\$76,883,700

This appropriation funds the salaries, fringe benefits and expenses of circuit court judges and court reporters, as well as per diems and travel expenses for reserve judges and freelance court reporters.

---

625(1)(cg)	GPR Sum Certain Biennial	Circuit Court Costs	\$24,676,800
------------	-----------------------------	---------------------	--------------

This appropriation offsets counties' expenditures for Circuit Court costs, Guardian ad litem costs and Court Interpreter costs. Along with appropriation 625(1)(k) below.

---

625(1)(k)	PR Sum Certain Annual	Court Interpreter Fees	\$232,700
-----------	--------------------------	------------------------	-----------

Along with appropriation 625(1)(cg) above, this appropriation funds the reimbursement to counties for the cost of court interpreters. The revenue comes from a portion of Justice Information Systems surcharge collections.

---

625(1)(m)	FED Continuing	Federal Aid	\$0
-----------	----------------	-------------	-----

This appropriation contains all funds received from federal grants.

---

**CIRCUIT COURTS TOTAL: \$101,793,200**

**COURT OF APPEALS**

<b><u>DEPT./APPN.</u></b>	<b><u>APPN. TYPE</u></b>	<b><u>APPN. NAME</u></b>	<b><u>EXPENDITURE AUTHORITY*</u></b>
660(1)(a)	GPR Sum Sufficient	General Program Operations	\$11,171,900

This appropriation funds all expenses of the Court of Appeals to carry its functions into effect, including a portion of the expenses of the Clerk's office.

---

**COURT OF APPEALS TOTAL:                      \$11,171,900**

**SUPREME COURT**

<b><u>DEPT./APPN.</u></b>	<b><u>APPN. TYPE</u></b>	<b><u>APPN. NAME</u></b>	<b><u>EXPENDITURE AUTHORITY*</u></b>
680(1)(a)	GPR Sum Sufficient	Supreme Court General Program Operations	\$5,529,700

This appropriation funds all the expenses of the Supreme Court to carry its functions into effect, including expenses of the Court Commissioners and a portion of expenses of the Clerk's office.

---

680(2)(a)	GPR Sum Certain Annual	Director of State Courts General Program Operations	\$11,703,300
-----------	---------------------------	--	--------------

This appropriation funds all expenses for the support staff for the all three courts. This includes the Director's Office, Management Services, Court Operations, and GPR-funded portion of the Consolidated Court Automation Programs, Judicial Education and District Court Administrators.

---

680(2)(g)	PR Continuing	Law Library Gifts and Grants	\$663,500
-----------	---------------	------------------------------	-----------

This appropriation contains all funds received by the Law Library from non-federal gifts and grants such as the Milwaukee County Law Library and the Dane County Law Library.

---

680(2)(ga)	PR Continuing	Court Commissioner Training	\$66,100
------------	---------------	-----------------------------	----------

This appropriation funds the services for providing court commissioner training under s. 757.68 (8), Wis. Stats. Revenues are obtained from fees imposed for court commissioner training.

---

<b>680(2)(gc)</b>	PR Continuing	<b>Court Interpreter Training and Certification</b>	\$45,100
-------------------	---------------	---	----------

This appropriation funds court interpreter training and certification under s. 885.38(2), Wis. Stats. Revenues are obtained from fees imposed for interpreter training and certification.

---

<b>680(2)(h)</b>	PR Continuing	<b>Materials and Services</b>	\$103,600
------------------	---------------	-------------------------------	-----------

This appropriation funds the provision of services or sale of documents under s. 758.10(2), Wis. Stats. Revenues are obtained from the sale of the forms and computer-generated special reports of court information data.

---

<b>680(2)(i)</b>	PR Continuing	<b>Municipal Judge Training</b>	\$181,200
------------------	---------------	---------------------------------	-----------

This appropriation funds the training of municipal judges and municipal court clerks. An assessment on municipalities with a municipal court provides the program's revenues.

---

<b>680(2)(j)</b>	PR Continuing	<b>Court Information Systems</b>	\$7,158,200
------------------	---------------	----------------------------------	-------------

This appropriation funds the PR-funded portion of the Consolidated Court Automation Program. Revenues are obtained from fees collected under s. 814.61, s. 814.62, and s. 814.63; electronic filings of court documents; and \$6 of every \$21.50 received from the Justice Information Surcharge.

---

<b>680(2)(kc)</b>	PR Sum Certain Annual	<b>Central Services</b>	\$258,600
-------------------	-----------------------	-------------------------	-----------

This appropriation funds, on a charge-back basis, administrative and support services provided by the Director of State Courts to PR-funded programs administered by the Director of State Courts.

---

<b>680(2)(L)</b>	PR Continuing	<b>Library Collections and Services</b>	\$145,500
------------------	---------------	---	-----------

This appropriation funds law library activities: microfilm; copying, photocopying and distributing materials to requesters; computer services, and other Law Library services. The funds are generated by charging fees for copying, sending requested materials, computer services, and book sales.

---

<b>680(2)(m)</b>	FED Continuing	<b>Federal Aid</b>	<b>\$987,200</b>
------------------	----------------	--------------------	------------------

This appropriation contains all funds received from federal grants.

---

<b>680(2)(qm)</b>	SEG Continuing	<b>Mediation Fund</b>	<b>\$821,400</b>
-------------------	----------------	-----------------------	------------------

This appropriation funds the Medical Mediation program. The program obtains its funds from revenues assessed against Wisconsin health care providers via the Wisconsin Injured Patients and Families Compensation Fund.

---

<b>680(3)(g)</b>	PR Continuing	<b>Board of Bar Examiners</b>	<b>\$839,700</b>
------------------	---------------	-------------------------------	------------------

This appropriation funds the Board of Bar Examiners. BBE obtains the revenues from an annual assessment of attorneys through the state bar of Wisconsin, attorney licensing exam fees and attorney application fees.

---

<b>680(3)(h)</b>	PR Continuing	<b>Office of Lawyer Regulation</b>	<b>\$3,271,700</b>
------------------	---------------	------------------------------------	--------------------

This appropriation funds the Office of Lawyer Regulation. The program obtains its revenues by annually assessing attorneys through the state bar, by recovering costs from disciplined attorneys and by collecting investigative fees on reinstatement proceedings and moral character matters.

---

<b>SUPREME COURT TOTAL:</b>	<b>\$31,774,800</b>
-----------------------------	---------------------

**WISCONSIN COURT SYSTEM TOTALS**

<b>TOTAL GPR:</b>	<b>\$129,965,400</b>
<b>TOTAL PR:</b>	<b>\$12,965,900</b>
<b>TOTAL FED:</b>	<b>\$987,200</b>
<b>TOTAL SEG:</b>	<b>\$821,400</b>
<b>TOTAL:</b>	<b>\$144,739,900</b>

\*Chapter 20 appropriation amounts





## BASE BUDGET REVIEW REPORTS


Please indicate any appropriation whose minimum level of funding to achieve objectives is less than the prior fiscal year's base funding [s. 16.423(3)(d)]. Add rows to the table as needed.

Chapter 20 Appropriation	Title	Prior Fiscal Year Budget	Prior Fiscal Year Expended	Minimum Budget Needed

The agency's mission and objectives can be found in the biennial budget submission at the following URL [s. 16.423(3)(e)]:  
<https://doa.wi.gov/Pages/StateFinances/CurrentBiennialBudget.aspx>. Please create an agency mission if your agency does not currently have a mission to include in its agency budget request.

### OPTIONAL ANALYSIS

This section is available to agencies that want to describe why expenditures varied throughout fiscal quarters and/or years.

	<span style="font-size: 1.5em;">9-13-18</span>
Signature, Title <i>Director of State Courts</i>	Date