


# The Pool Page

A Monthly Publication for State of Wisconsin LGIP Participants

OCTOBER 2023

VOL 28, ISS 10



The Annualized Earnings  
Rate for October 2023:  
**5.37%**

## LGIP Holidays

The LGIP will be closed for  
business on:

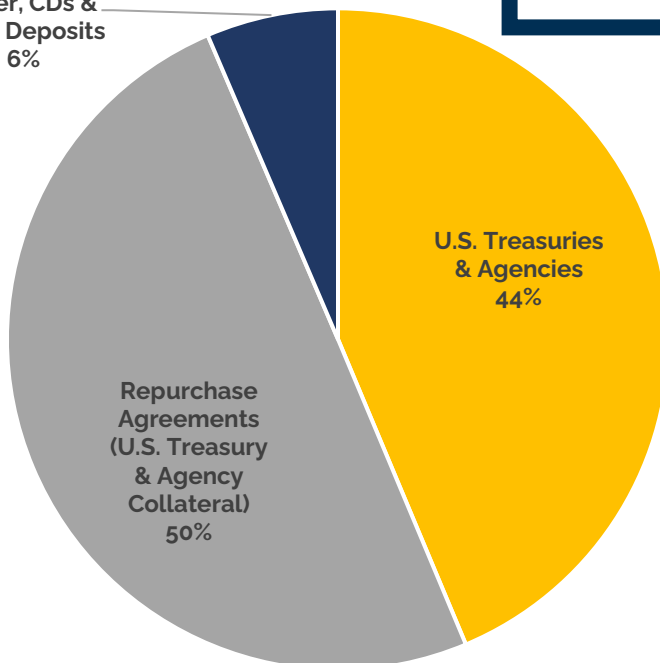
- Nov 23 Thanksgiving
- Dec 25 Christmas Day
- Jan 01 New Year's Day

## State Investment Fund Portfolio Composition

As of 10/31/2023

Total Net  
Assets:  
**\$22.7 billion**

Commercial  
Paper, CDs &  
Time Deposits  
6%



Book Value Conversion (FV/BV Factor): 100%

## Directory

### LGIP Toll Free Number

877-947-7665  
877-WIS-POOL

### LGIP Account Access

<https://lgip.wisconsin.gov>

### LGIP Administrator

Department of Administration

Bridget Asasira  
Chris Myren

(608) 266-3711  
Fax: (608) 223-6578  
[lgip@wisconsin.gov](mailto:lgip@wisconsin.gov)

### LGIP Fund Manager

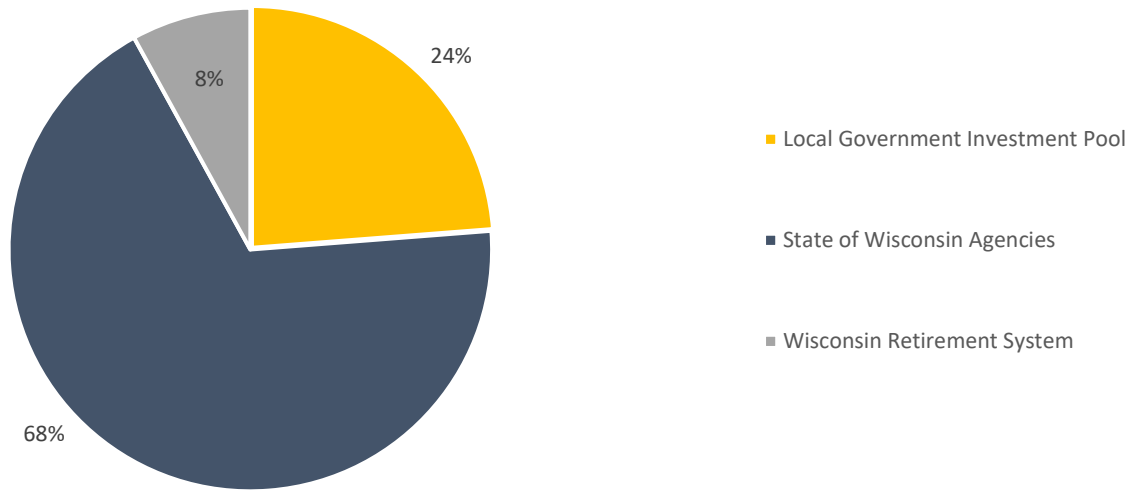
State of WI Investment Board

Andrea Ruiz, CFA, CPA  
Gretchen Wegner, CFA, CPA  
Ping Wong, CFA

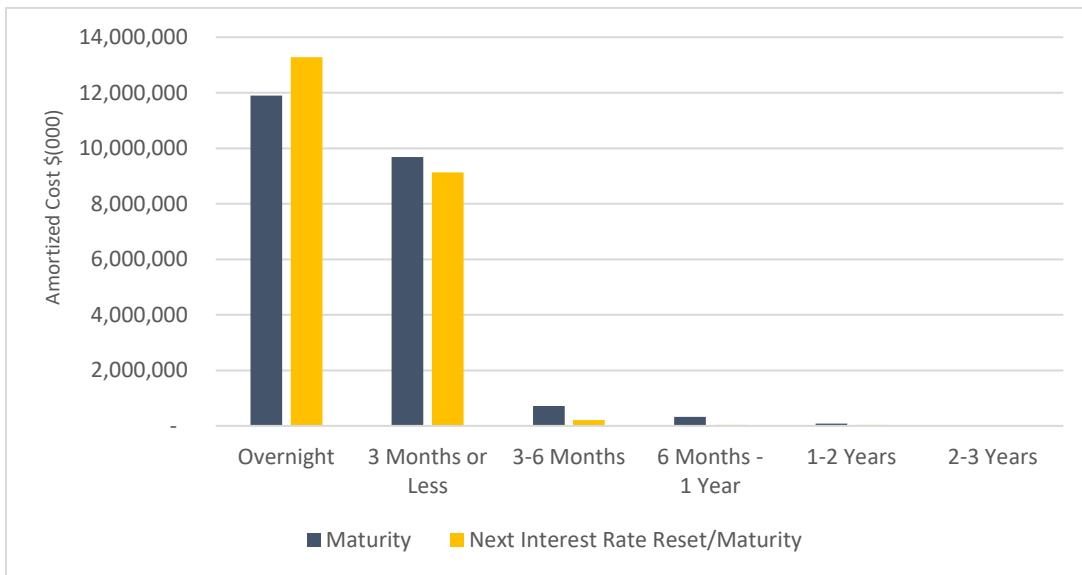
(608) 266-2045



**STATE INVESTMENT FUND PARTICIPANTS**



**MATURITY DISTRIBUTION & INTEREST SENSITIVITY**



**Weighted Average Maturity (WAM\*):**  
**14 Days**  
\*WAM represents the average number of days to the earlier of next interest rate reset or maturity.

**Weighted Average Life (WAL\*\*):**  
**23 Days**  
\*\*WAL represents the average number of days to final maturity.

**LGIP PERFORMANCE WITH BENCHMARKS - ANNUALIZED RETURNS %**

	October 2023	One Year	Five Year	Ten Year
<b>LGIP</b>	<b>5.37</b>	<b>4.88</b>	<b>1.79</b>	<b>1.18</b>
90 Day Treasury Bill	5.33	4.90	1.80	1.19
Crane Government MMF Average	4.85 (e)	4.22	1.39	0.82
Crane Taxable All MMF Average	5.08 (e)	4.45	1.53	0.95

e = estimate