


# The Pool Page

A Monthly Publication for State of Wisconsin LGIP Participants

MAY 2023

VOL 28, ISS 5



The Annualized Earnings  
Rate for May 2023:  
**5.01%**

## LGIP Holidays

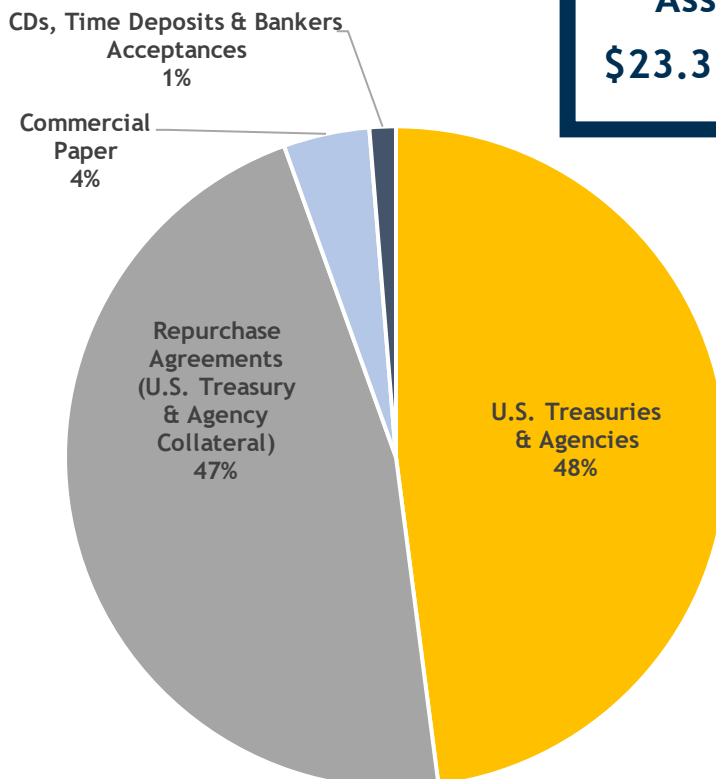
The LGIP will be closed  
for business on:

Jun 19	Juneteenth
Jul 04	Independence Day
Sep 04	Labor Day

## State Investment Fund Portfolio Composition

As of 5/31/2023

Total Net  
Assets:  
**\$23.3 billion**



Book Value Conversion (FV/BV Factor): 100%

## Directory

### LGIP Toll Free Number

877-947-7665  
877-WIS-POOL

### LGIP Account Access

<https://lgip.wisconsin.gov>

### LGIP Administrator

Department of Administration

Bridget Asasira  
Chris Myren

(608) 266-3711  
Fax: (608) 223-6578  
[lgip@wisconsin.gov](mailto:lgip@wisconsin.gov)

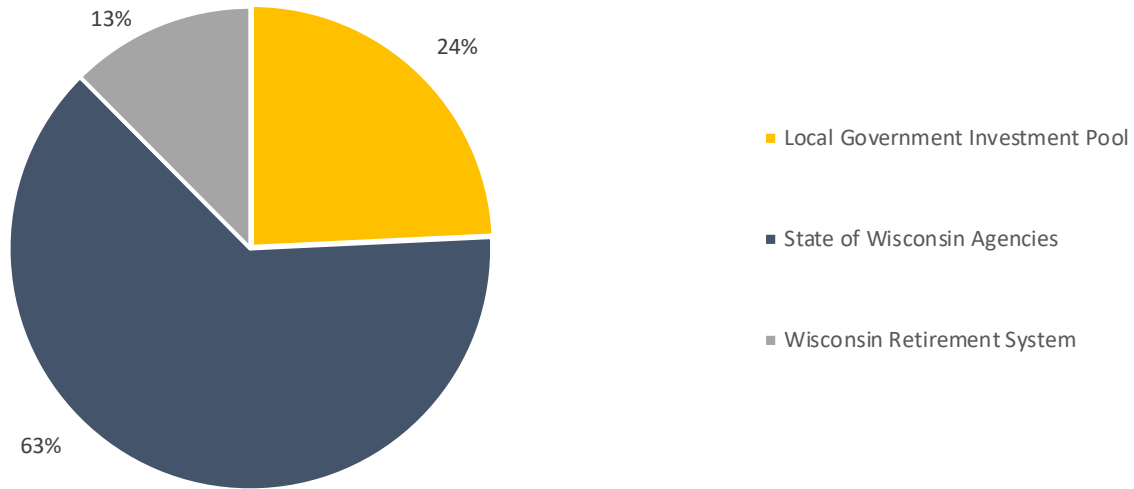
### LGIP Fund Manager

State of WI Investment Board

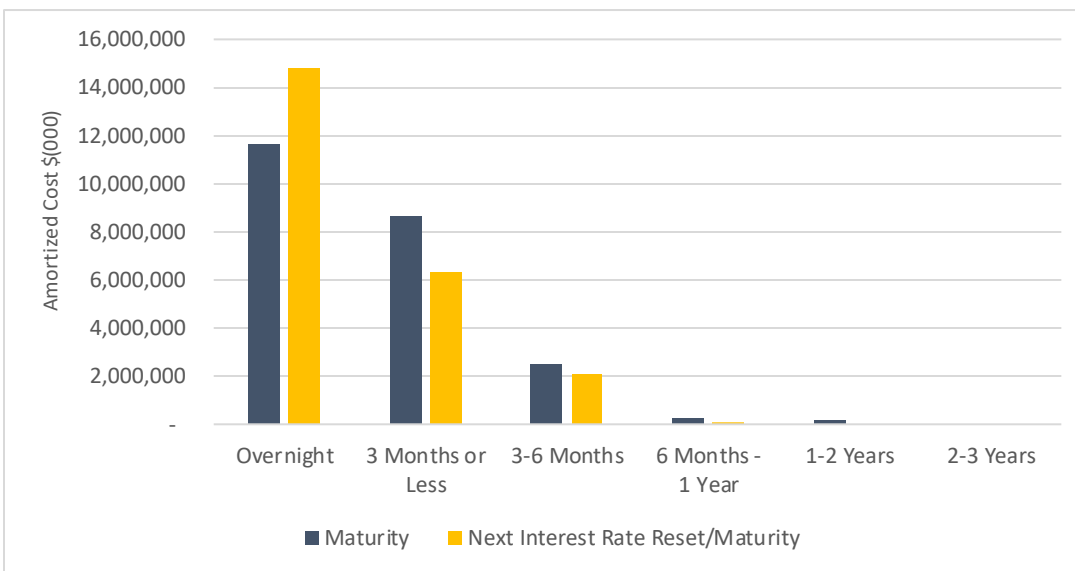
Andrea Ruiz, CFA, CPA  
Gretchen Wegner, CFA, CPA  
Ping Wong, CFA  
(608) 266-2045



**STATE INVESTMENT FUND PARTICIPANTS**



**MATURITY DISTRIBUTION & INTEREST SENSITIVITY**



**Weighted Average Maturity (WAM\*):**  
**22 Days**  
\*WAM represents the average number of days to the earlier of next interest rate reset or maturity.

**Weighted Average Life (WAL\*\*):**  
**34 Days**  
\*\*WAL represents the average number of days to final maturity.

**LGIP PERFORMANCE WITH BENCHMARKS - ANNUALIZED RETURNS %**

	May 2023	One Year	Five Year	Ten Year
<b>LGIP</b>	<b>5.01</b>	<b>3.47</b>	<b>1.52</b>	<b>0.97</b>
90 Day Treasury Bill	5.14	3.79	1.54	0.97
Crane Government MMF Average	4.52 (e)	2.83	1.11	0.63
Crane Taxable All MMF Average	4.72 (e)	3.08	1.26	0.75

e = estimate