


The Pool Page

A Monthly Publication for State of Wisconsin LGIP Participants

MARCH 2022

VOL 27, ISS 3



The Annualized Earnings
Rate for March 2022:
0.16%

LGIP Holidays

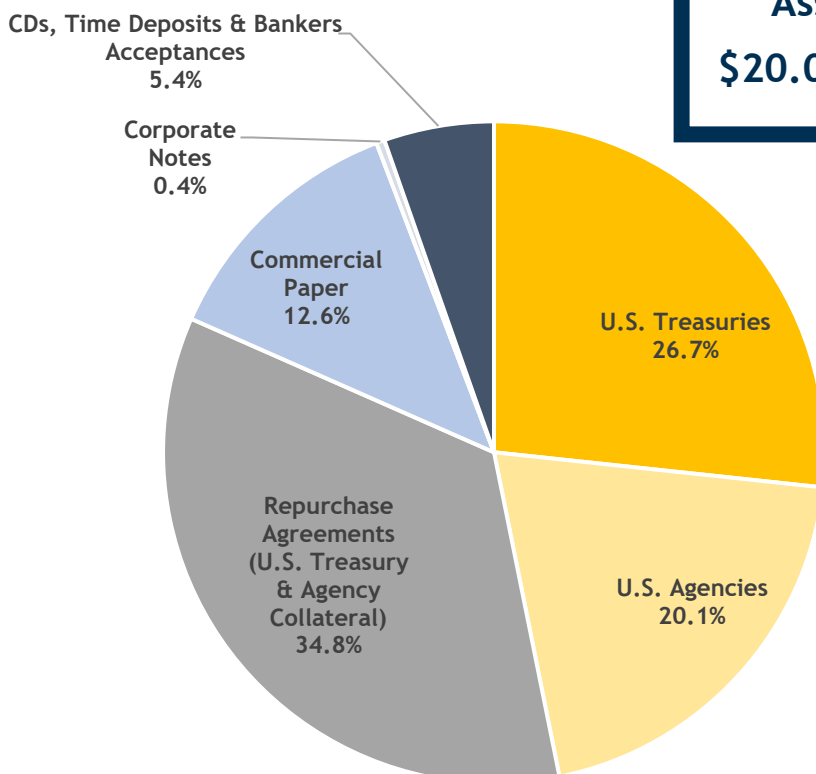
The LGIP will be closed
for business on:

Apr 15	Good Friday
May 30	Memorial Day
July 4	Independence Day

State Investment Fund Portfolio Composition

As of 3/31/2022

Total Net
Assets:
\$20.0 billion



Book Value Conversion (FV/BV Factor): 100%

Directory

LGIP Toll Free Number

877-947-7665
877-WIS-POOL

LGIP Account Access

<http://lgip.wisconsin.gov>

LGIP Administrator

Department of Administration

Shawn Nelson

(608) 266-3711
Fax: (608) 223-6578
lgip@wisconsin.gov

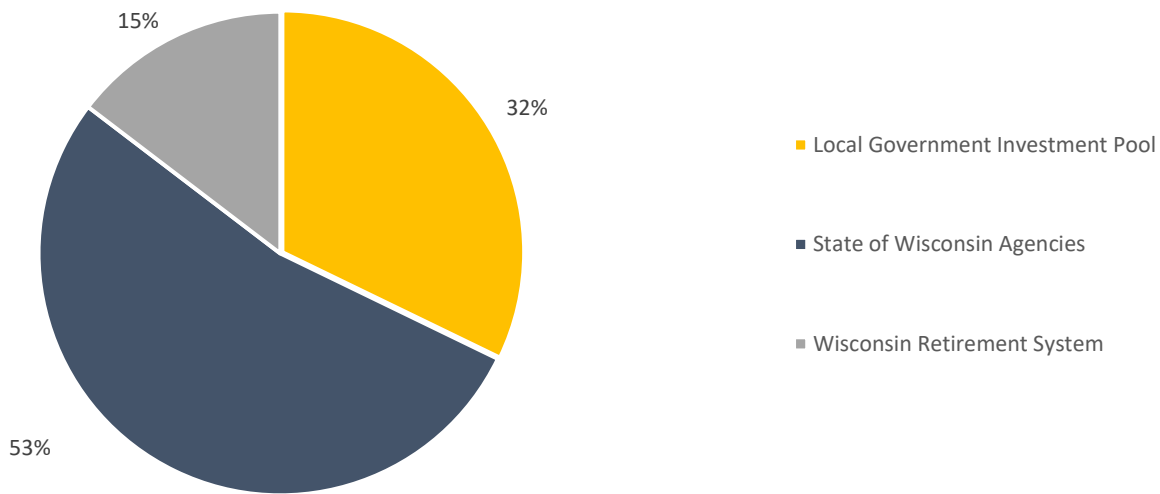
LGIP Fund Manager

State of WI Investment Board

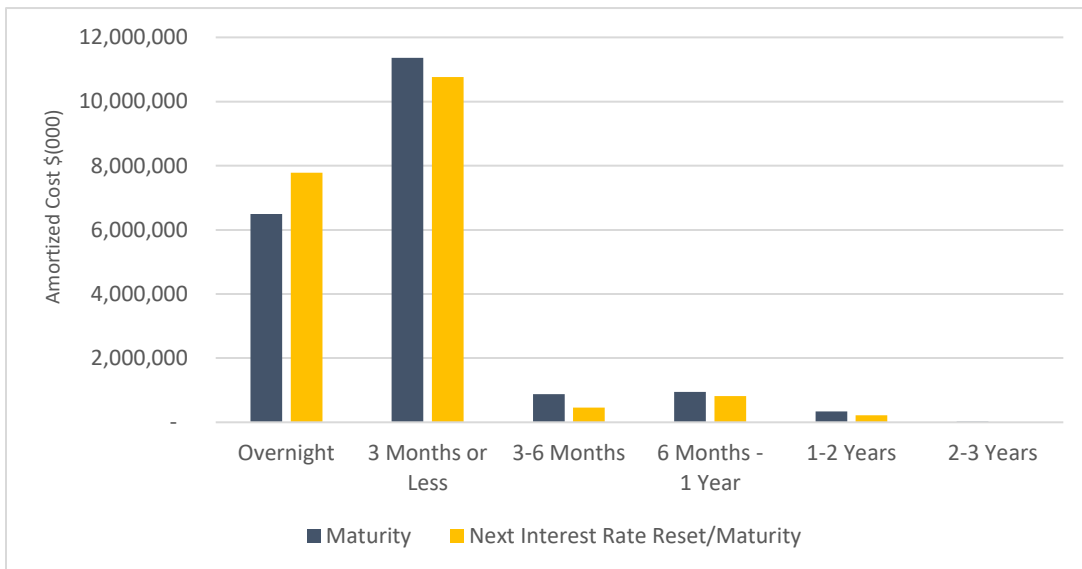
Andrea Ruiz, CFA, CPA
Gretchen Wegner, CFA, CPA
Ping Wong, CFA
(608) 266-2045



STATE INVESTMENT FUND PARTICIPANTS



MATURITY DISTRIBUTION & INTEREST SENSITIVITY



Weighted Average Maturity (WAM*):

40 Days

*WAM represents the average number of days to the earlier of next interest rate reset or maturity.

Weighted Average Life (WAL):**

50 Days

**WAL represents the average number of days to final maturity.

LGIP PERFORMANCE WITH BENCHMARKS - ANNUALIZED RETURNS %

	March 2022	One Year	Five Year	Ten Year
LGIP	0.16	0.07	1.07	0.63
90 Day Treasury Bill	0.44	0.11	1.05	0.59
Crane Government MMF Average	0.02 (e)	0.01	0.67	0.34
Crane Taxable All MMF Average	0.09 (e)	0.03	0.83	0.44

e = estimate