


The Pool Page

A Monthly Publication for State of Wisconsin LGIP Participants

SEPTEMBER 2024

VOL 29, ISS 9



The Annualized Earnings Rate for September 2024:

5.23%

LGIP Holidays

The LGIP will be closed for business on:

Oct 14 Columbus Day

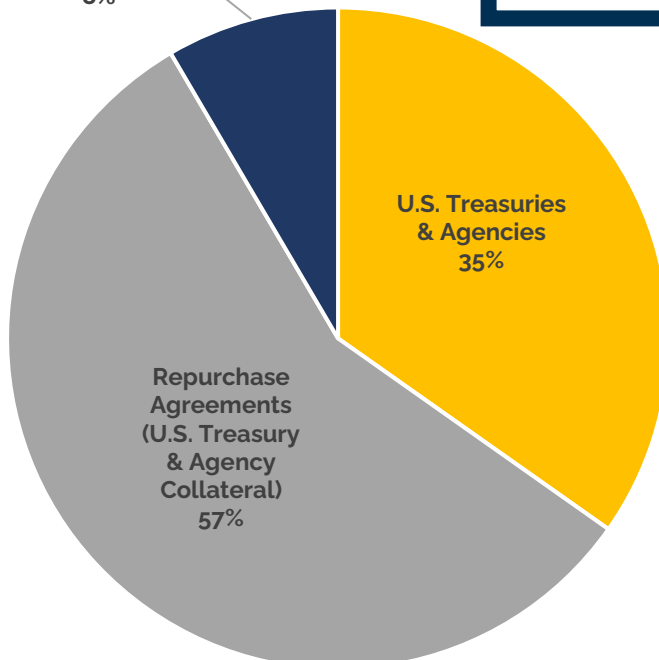
Nov 11 Veterans' Day

Nov 28 Thanksgiving

State Investment Fund Portfolio Composition

As of 9/30/2024

Commercial Paper, CDs & Time Deposits
8%



Total Net Assets:

\$22.8 billion

Book Value Conversion (FV/BV Factor): 100%

Directory

LGIP Toll Free Number

877-947-7665
877-WIS-POOL

LGIP Account Access

<https://lgip.wisconsin.gov>

LGIP Administrator

Department of Administration

Shawn Nelson

Chris Myren

(608) 266-3711

Fax: (608) 223-6578

lgip@wisconsin.gov

LGIP Fund Manager

State of WI Investment Board

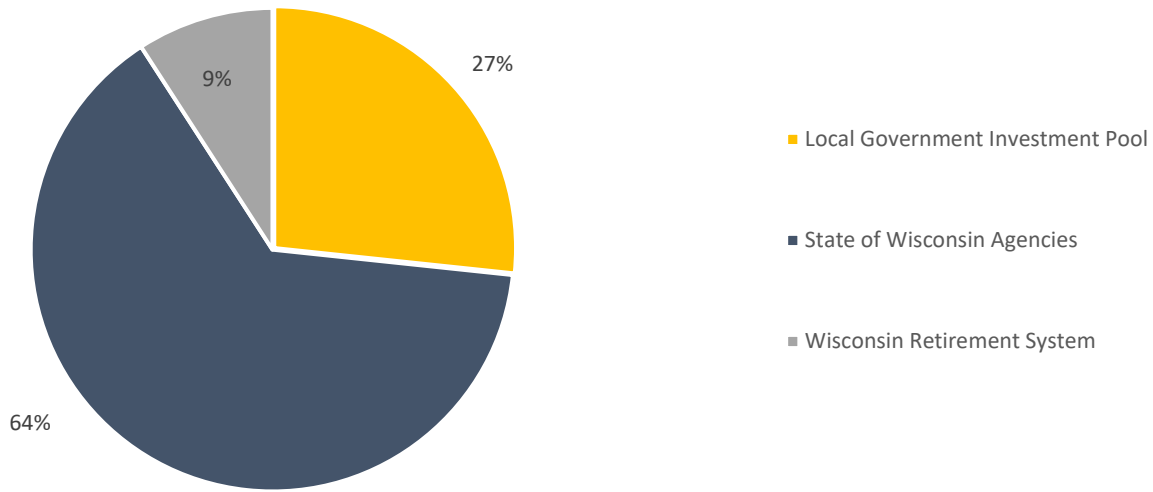
Andrea Ruiz, CFA, CPA

Ping Wong, CFA

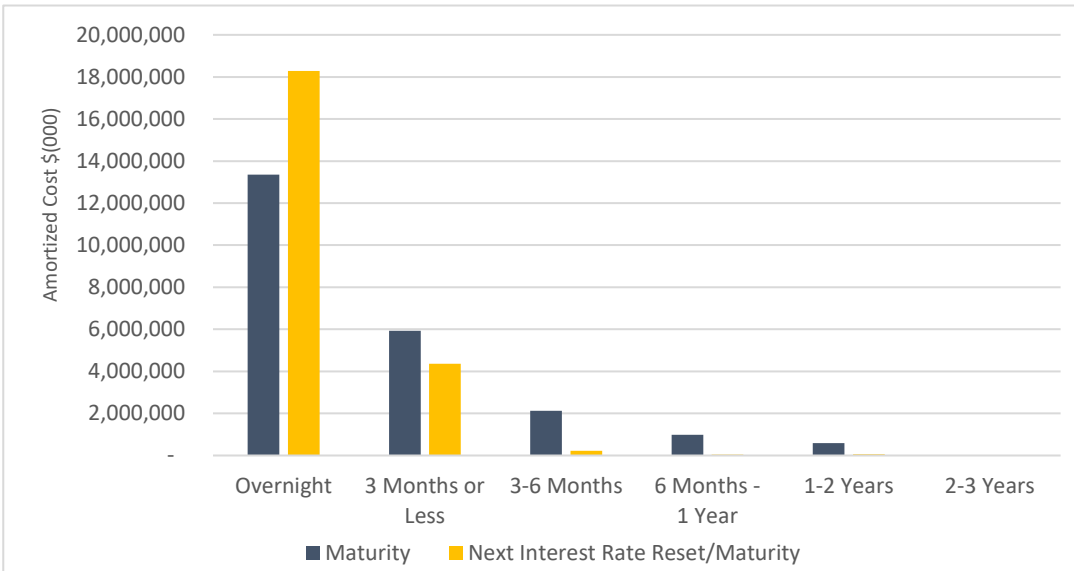
(608) 266-2045



STATE INVESTMENT FUND PARTICIPANTS



MATURITY DISTRIBUTION & INTEREST SENSITIVITY



Weighted Average Maturity (WAM*):
10 Days
*WAM represents the average number of days to the earlier of next interest rate reset or maturity.

Weighted Average Life (WAL):**
46 Days
**WAL represents the average number of days to final maturity.

LGIP PERFORMANCE WITH BENCHMARKS - ANNUALIZED RETURNS %

	September 2024	One Year	Five Year	Ten Year
LGIP	5.23	5.52	2.35	1.68
90 Day Treasury Bill	4.72	5.18	2.33	1.65
Crane Government MMF Average	4.62 (e)	4.81	1.94	1.25
Crane Taxable All MMF Average	4.83 (e)	5.02	2.08	1.40

e = estimate