The Pool Page

A Monthly Publication for State of Wisconsin LGIP Participants

OCTOBER 2026 **VOL 32, ISS 10**

The Annualized Earnings Rate for October 2026:

3.95

LGIP Holidays

The LGIP will be closed for business on:

Nov 11	Veterans' Day
Nov 26	Thanksgiving
Dec 25	Christmas Day

State Investment Fund Portfolio Composition

As of 10/31/2026

Total Net Assets:

$23.3 billion

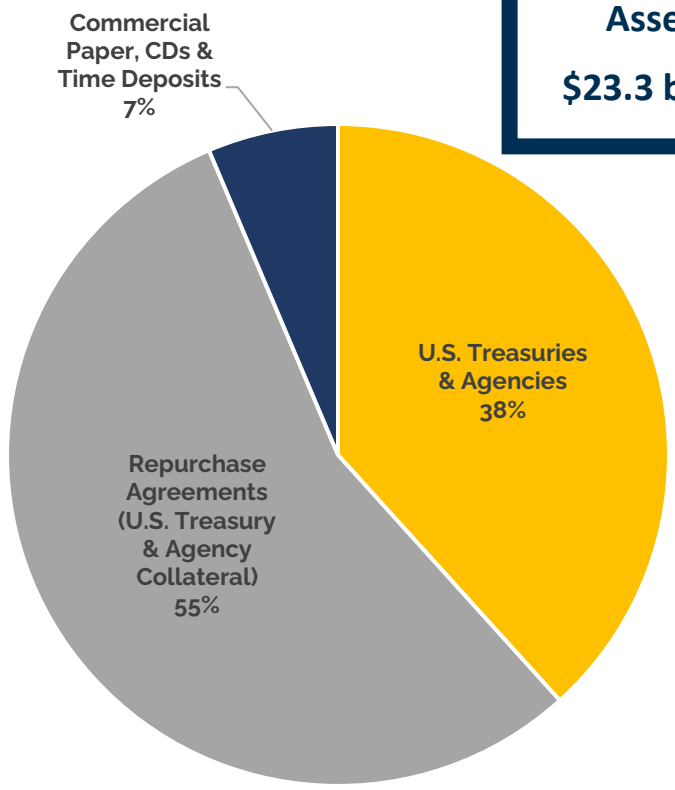

Book Value Conversion (FV/BV Factor): 100%

Directory

LGIP Toll Free Number

877-947-7665
877-WIS-POOL

LGIP Account Access

https://lgip.wisconsin.gov

LGIP Administrator

Department of Administration

Adam Bondioli
Shawn Nelson
(608) 266-3711
Fax: (608) 223-6578
lgip@wisconsin.gov

LGIP Fund Manager

State of WI Investment Board

Andrea Ruiz, CFA, CPA
Megan Case
Michelle Rudman, CPA
Ping Wong, CFA
(608) 266-2045

STATE INVESTMENT FUND PARTICIPANTS

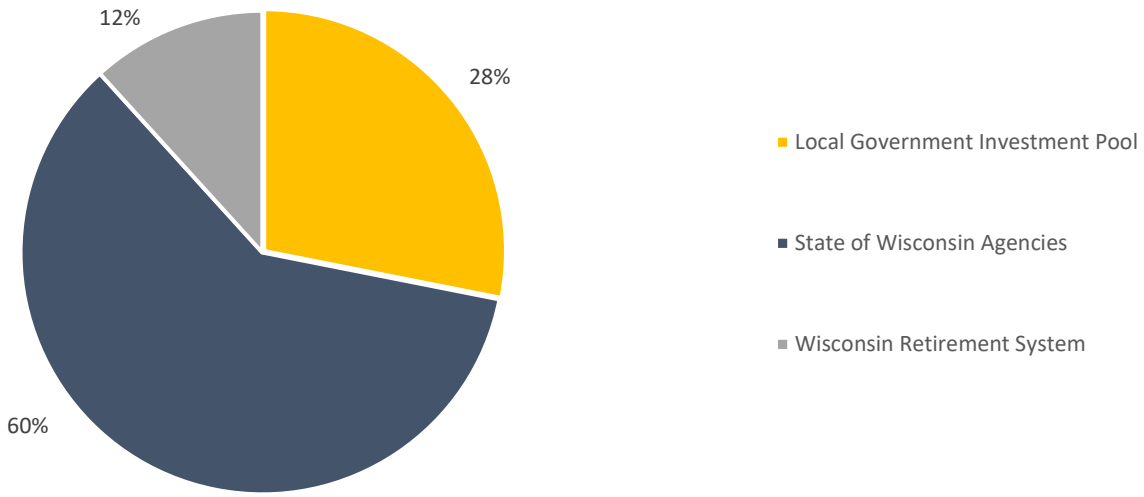

MATURITY DISTRIBUTION & INTEREST SENSITIVITY

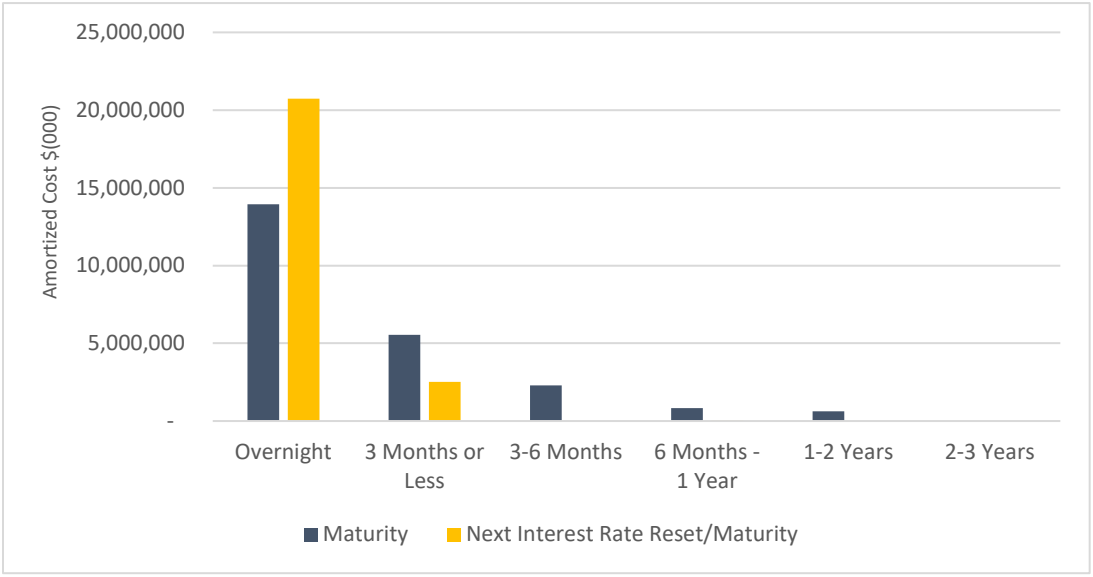

Weighted Average Maturity (WAM*):

5 Days

*WAM represents the average number of days to the earlier of next interest rate reset or maturity.

Weighted Average Life (WAL):**

51 Days

**WAL represents the average number of days to final maturity.

LGIP PERFORMANCE WITH BENCHMARKS - ANNUALIZED RETURNS %

	October 2026	One Year	Five Year	Ten Year
LGIP	**3.95**	**3.82**	**3.91**	**2.50**
90 Day Treasury Bill	4.05	3.70	3.83	2.45
Crane Government MMF Average	3.44 (e)	3.26	3.34	2.00
Crane Taxable All MMF Average	3.62 (e)	3.44	3.52	2.18

e = estimate