


The Pool Page

A Monthly Publication for State of Wisconsin LGIP Participants

OCTOBER 2024

VOL 30, ISS 10



**The Annualized Earnings
Rate for October 2024:
4.93%**

LGIP Holidays

The LGIP will be closed for business on:

- Nov 11** Veterans' Day
- Nov 28** Thanksgiving
- Dec 25** Christmas Day

State Investment Fund Portfolio Composition

As of 10/31/2024

Commercial
Paper, CDs &
Time Deposits
5%

U.S. Treasuries
& Agencies
38%

Repurchase
Agreements
(U.S. Treasury
& Agency
Collateral)
57%

**Total Net
Assets:
\$22.6 billion**

Book Value Conversion (FV/BV Factor): 100%

Directory

LGIP Toll Free Number

877-947-7665
877-WIS-POOL

LGIP Account Access

<https://lgip.wisconsin.gov>

LGIP Administrator

Department of Administration

Shawn Nelson
Chris Myren

(608) 266-3711
Fax: (608) 223-6578
lgip@wisconsin.gov

LGIP Fund Manager

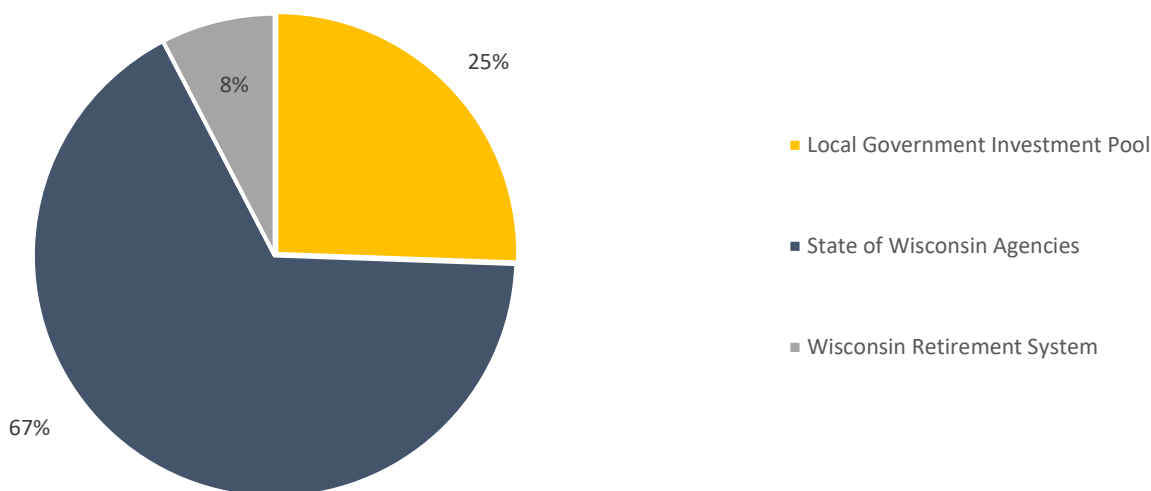
State of WI Investment Board

Andrea Ruiz, CFA, CPA
Ping Wong, CFA

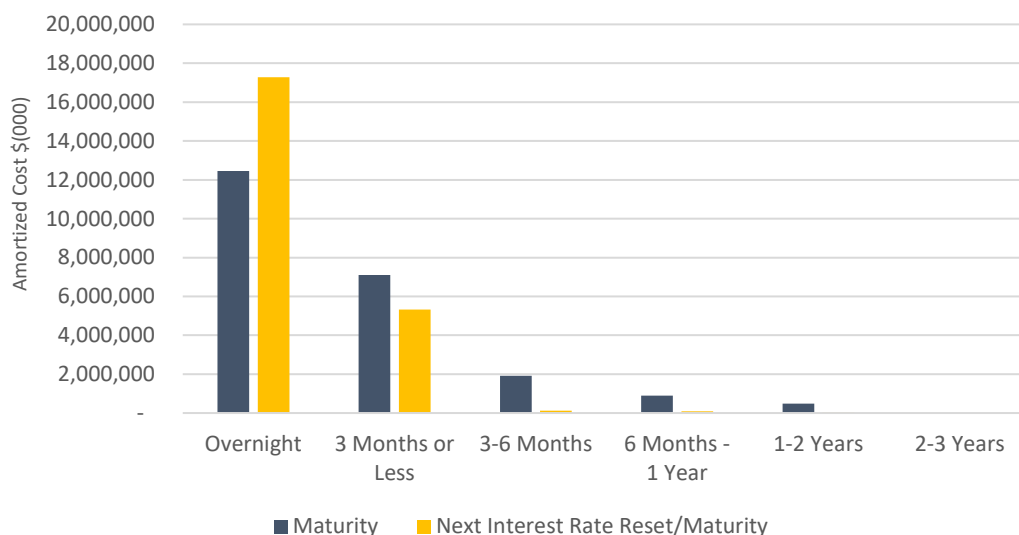
(608) 266-2045



STATE INVESTMENT FUND PARTICIPANTS



MATURITY DISTRIBUTION & INTEREST SENSITIVITY



Weighted Average Maturity (WAM*):

9 Days

*WAM represents the average number of days to the earlier of next interest rate reset or maturity.

Weighted Average Life (WAL):**

42 Days

**WAL represents the average number of days to final maturity.

LGIP PERFORMANCE WITH BENCHMARKS - ANNUALIZED RETURNS %

	October 2024	One Year	Five Year	Ten Year
LGIP	4.93	5.48	2.40	1.72
90 Day Treasury Bill	4.51	5.12	2.38	1.69
Crane Government MMF Average	4.39 (e)	4.78	1.99	1.29
Crane Taxable All MMF Average	4.58 (e)	4.98	2.13	1.44

e = estimate