


# The Pool Page

A Monthly Publication for State of Wisconsin LGIP Participants

NOVEMBER 2024

VOL 30, ISS 11



**The Annualized Earnings  
Rate for November 2024:  
4.72%**

## LGIP Holidays

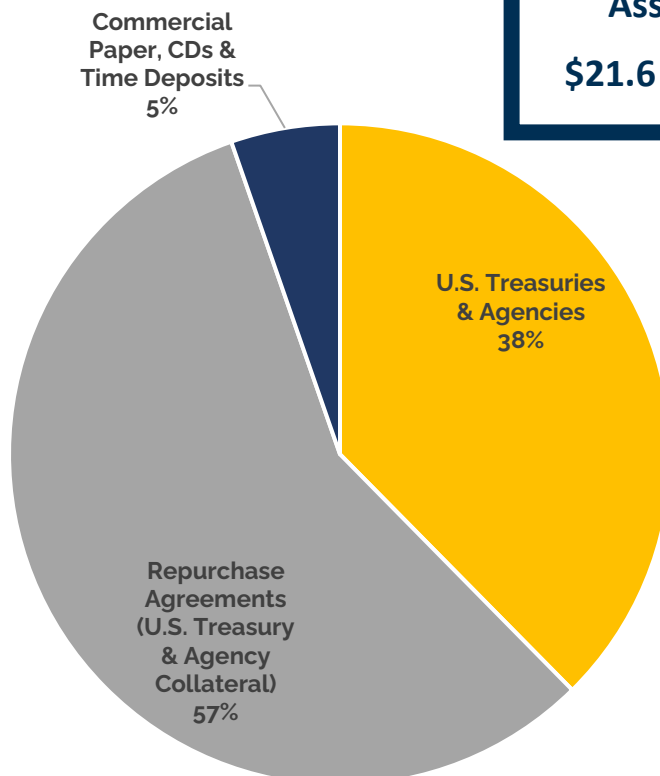
The LGIP will be closed for business on:

- |               |                    |
|---------------|--------------------|
| <b>Dec 24</b> | Christmas Day      |
| <b>Jan 1</b>  | New Years Day      |
| <b>Jan 20</b> | Martin L. King Day |

## State Investment Fund Portfolio Composition

As of 11/30/2024

**Total Net  
Assets:  
\$21.6 billion**



Book Value Conversion (FV/BV Factor): 100%

## Directory

### LGIP Toll Free Number

877-947-7665  
877-WIS-POOL

### LGIP Account Access

<https://lgip.wisconsin.gov>

### LGIP Administrator

Department of Administration

Shawn Nelson  
Chris Myren

(608) 266-3711  
Fax: (608) 223-6578  
[lgip@wisconsin.gov](mailto:lgip@wisconsin.gov)

### LGIP Fund Manager

State of WI Investment Board

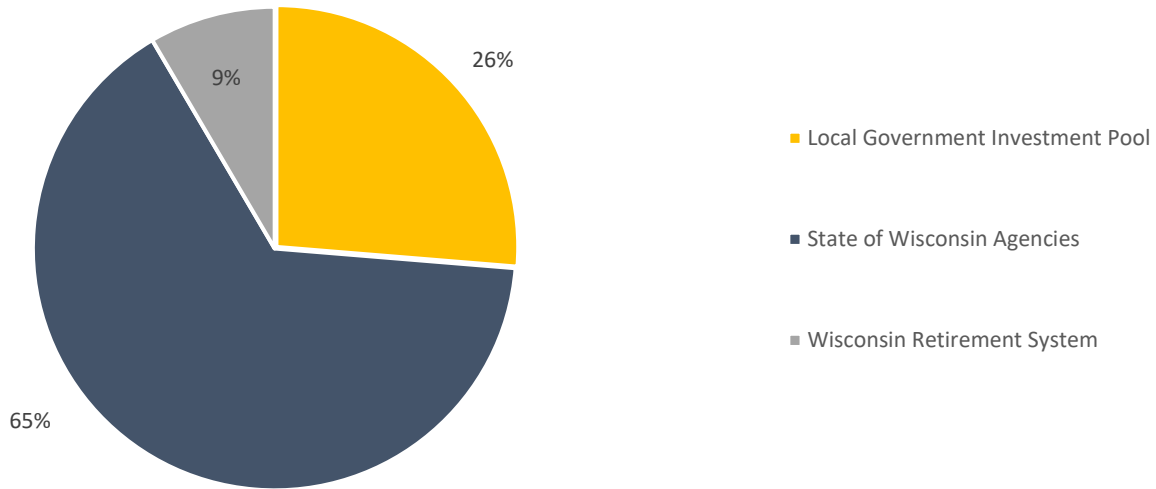
Andrea Ruiz, CFA, CPA

Ping Wong, CFA

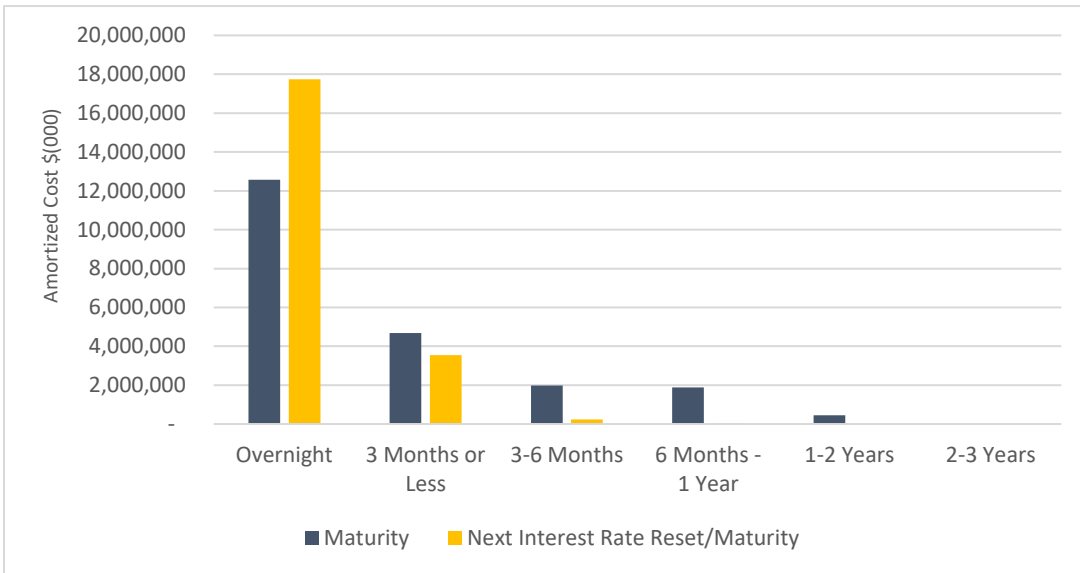
(608) 266-2045



**STATE INVESTMENT FUND PARTICIPANTS**



**MATURITY DISTRIBUTION & INTEREST SENSITIVITY**



**Weighted Average Maturity (WAM\*):**  
**8 Days**  
\*WAM represents the average number of days to the earlier of next interest rate reset or maturity.

**Weighted Average Life (WAL\*\*):**  
**51 Days**  
\*\*WAL represents the average number of days to final maturity.

**LGIP PERFORMANCE WITH BENCHMARKS - ANNUALIZED RETURNS %**

	November 2024	One Year	Five Year	Ten Year
<b>LGIP</b>	<b>4.72</b>	<b>5.42</b>	<b>2.45</b>	<b>1.76</b>
90 Day Treasury Bill	4.42	5.04	2.42	1.72
Crane Government MMF Average	4.20 (e)	4.73	2.04	1.32
Crane Taxable All MMF Average	4.40 (e)	4.92	2.18	1.48

e = estimate