


The Pool Page

A Monthly Publication for State of Wisconsin LGIP Participants

MAY 2026

VOL 32, ISS 5



**The Annualized Earnings
Rate for May 2026:
3.63**

LGIP Holidays

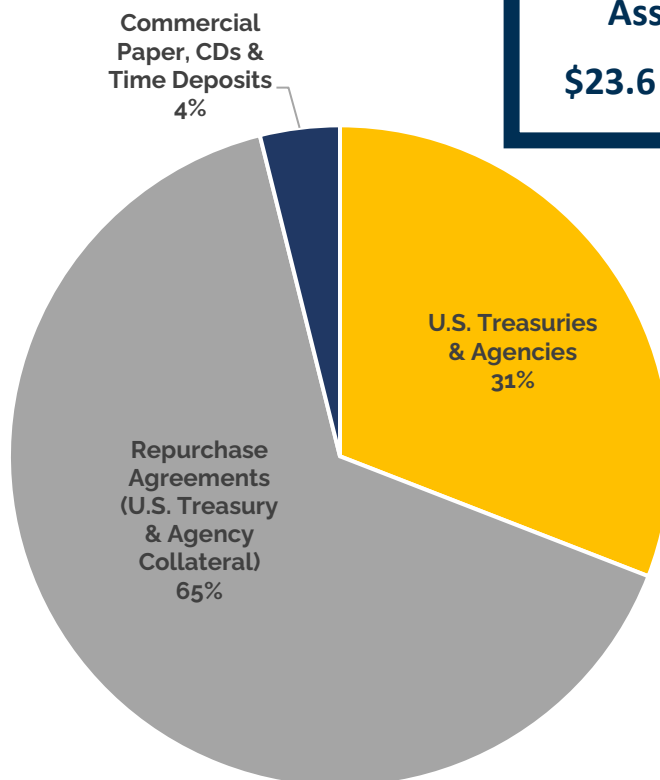
The LGIP will be closed for business on:

- | | |
|---------------|------------------|
| Jun 19 | Juneteenth Day |
| Jul 3 | Independence Day |
| Sep 7 | Labor Day |

State Investment Fund Portfolio Composition

As of 05/31/2026

**Total Net
Assets:
\$23.6 billion**



Book Value Conversion (FV/BV Factor): 100%

Directory

LGIP Toll Free Number

877-947-7665
877-WIS-POOL

LGIP Account Access

<https://lgip.wisconsin.gov>

LGIP Administrator

Department of Administration

Adam Bondioli
Shawn Nelson

(608) 266-3711
Fax: (608) 223-6578
lgip@wisconsin.gov

LGIP Fund Manager

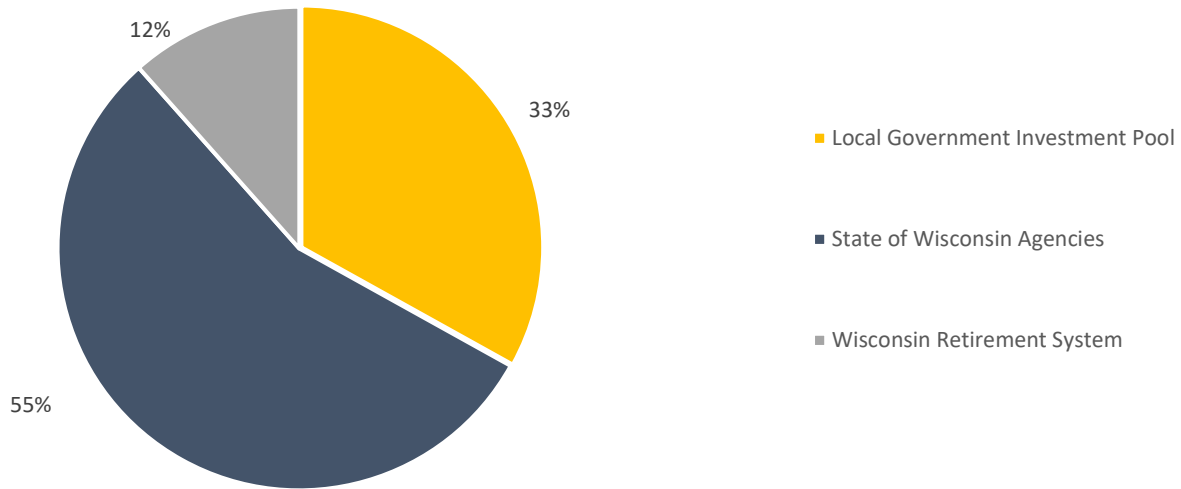
State of WI Investment Board

Andrea Ruiz, CFA, CPA
Megan Case
Michelle Rudman, CPA
Ping Wong, CFA

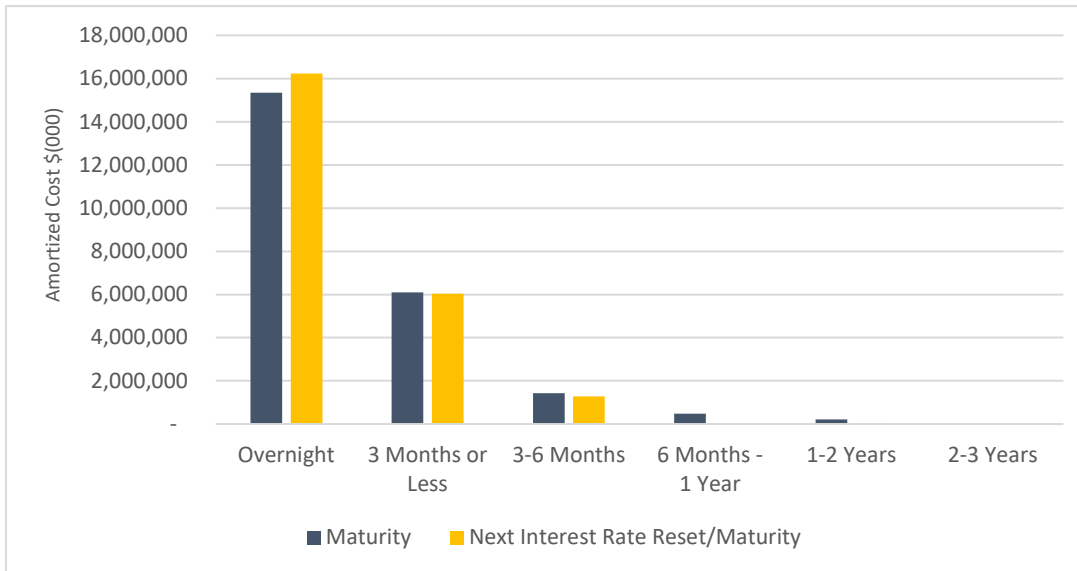
(608) 266-2045



STATE INVESTMENT FUND PARTICIPANTS



MATURITY DISTRIBUTION & INTEREST SENSITIVITY



Weighted Average Maturity (WAM*):
16 Days
*WAM represents the average number of days to the earlier of next interest rate reset or maturity.

Weighted Average Life (WAL):**
27 Days
**WAL represents the average number of days to final maturity.

LGIP PERFORMANCE WITH BENCHMARKS - ANNUALIZED RETURNS %

	May 2026	One Year	Five Year	Ten Year
LGIP	3.63	4.07	3.59	2.36
90 Day Treasury Bill	3.60	3.81	3.51	2.30
Crane Government MMF Average	3.16 (e)	3.47	3.06	1.86
Crane Taxable All MMF Average	3.34 (e)	3.65	3.23	2.04

e = estimate