


# The Pool Page

A Monthly Publication for State of Wisconsin LGIP Participants

MAY 2024

VOL 29, ISS 5



**The Annualized Earnings  
Rate for May 2024:  
5.38%**

## LGIP Holidays

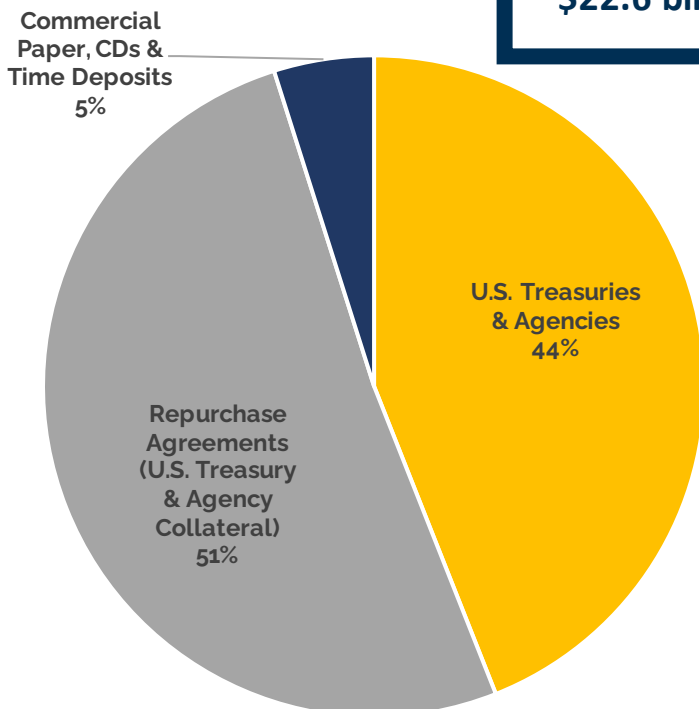
The LGIP will be closed for business on:

<b>Jun 19</b>	Juneteenth
<b>Jul 04</b>	Independence Day
<b>Sep 02</b>	Labor Day

## State Investment Fund Portfolio Composition

As of 5/31/2024

**Total Net  
Assets:  
\$22.6 billion**



Book Value Conversion (FV/BV Factor): 100%

## Directory

### LGIP Toll Free Number

877-947-7665  
877-WIS-POOL

### LGIP Account Access

<https://lgip.wisconsin.gov>

### LGIP Administrator

Department of Administration

Shawn Nelson  
Chris Myren

(608) 266-3711  
Fax: (608) 223-6578  
[lgip@wisconsin.gov](mailto:lgip@wisconsin.gov)

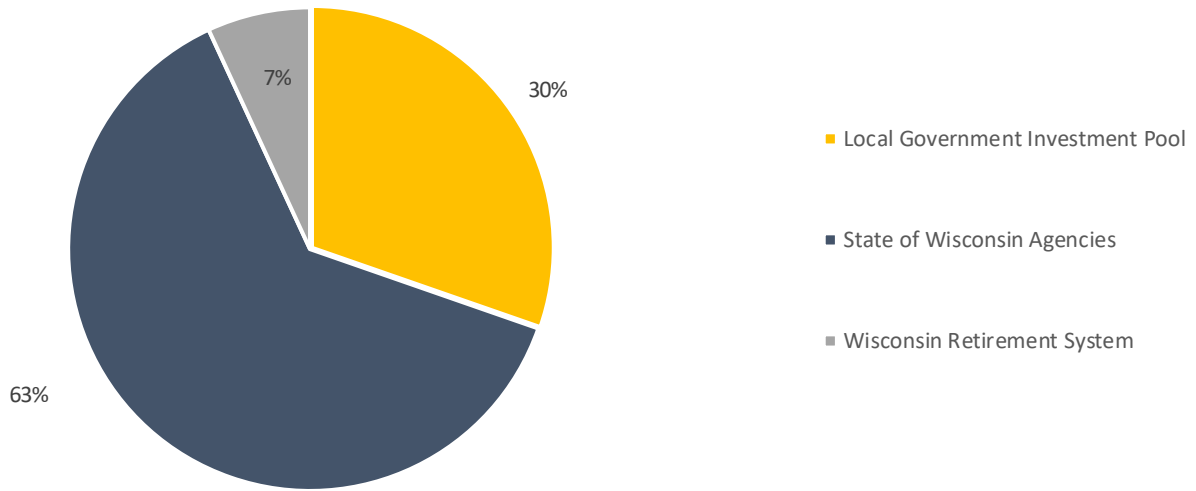
### LGIP Fund Manager

State of WI Investment Board

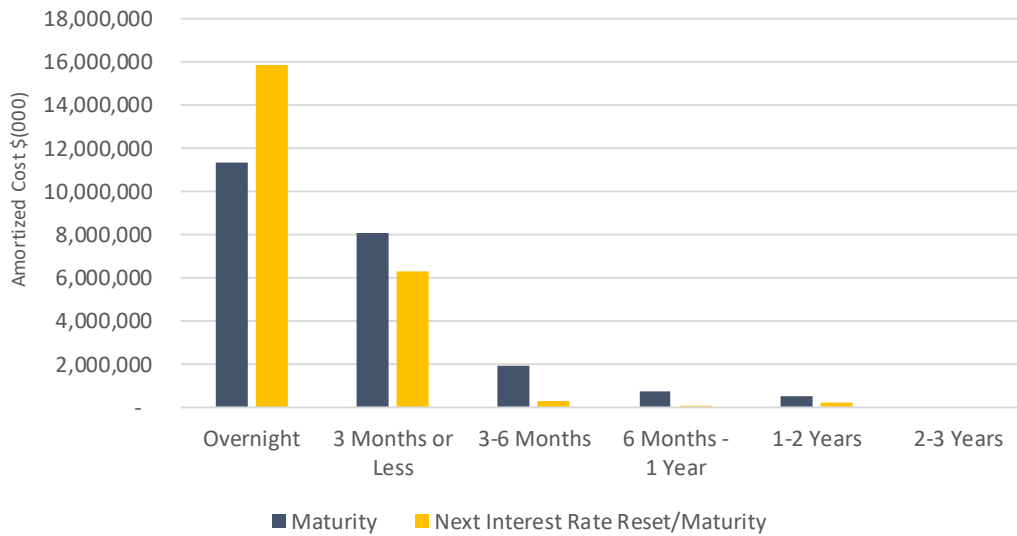
Andrea Ruiz, CFA, CPA  
Gretchen Wegner, CFA, CPA  
Ping Wong, CFA  
(608) 266-2045



**STATE INVESTMENT FUND PARTICIPANTS**



**MATURITY DISTRIBUTION & INTEREST SENSITIVITY**



**Weighted Average Maturity (WAM\*):**

**18 Days**

\*WAM represents the average number of days to the earlier of next interest rate reset or maturity.

**Weighted Average Life (WAL\*\*):**

**44 Days**

\*\*WAL represents the average number of days to final maturity.

**LGIP PERFORMANCE WITH BENCHMARKS - ANNUALIZED RETURNS %**

	May 2024	One Year	Five Year	Ten Year
<b>LGIP</b>	<b>5.38</b>	<b>5.47</b>	<b>2.14</b>	<b>1.50</b>
90 Day Treasury Bill	5.25	5.25	2.13	1.48
Crane Government MMF Average	4.84 (e)	4.80	1.74	1.10
Crane Taxable All MMF Average	5.03 (e)	5.01	1.88	1.24

e = estimate