


# The Pool Page

A Monthly Publication for State of Wisconsin LGIP Participants

MARCH 2026

VOL 32, ISS 3



**The Annualized Earnings  
Rate for March 2026:**

**3.69**

## LGIP Holidays

The LGIP will be closed for business on:

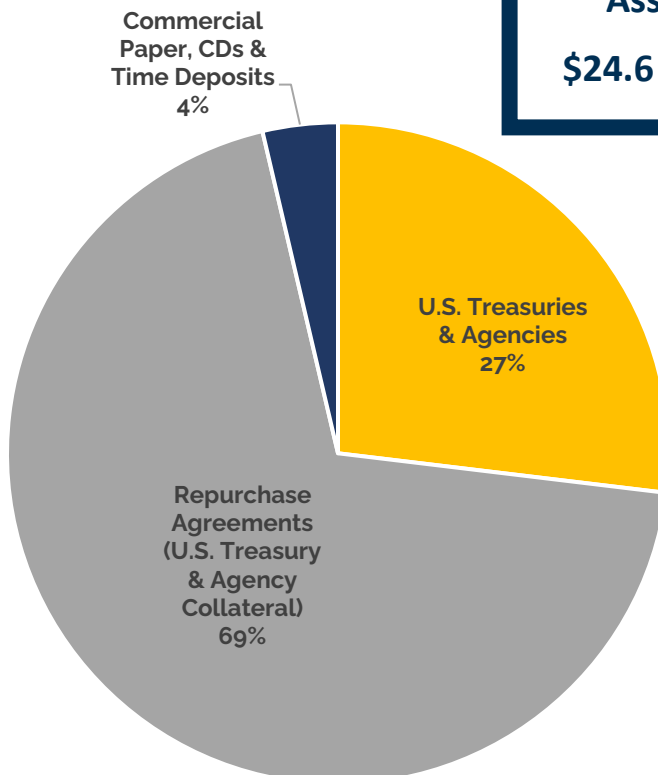
- May 25** Memorial Day
- Jun 19** Juneteenth Day
- Jul 3** Independence Day

## State Investment Fund Portfolio Composition

As of 03/31/2026

**Total Net  
Assets:**

**\$24.6 billion**



Book Value Conversion (FV/BV Factor): 100%

## Directory

### LGIP Toll Free Number

877-947-7665  
877-WIS-POOL

### LGIP Account Access

<https://lgip.wisconsin.gov>

### LGIP Administrator

Department of Administration

Adam Bondioli  
Shawn Nelson

(608) 266-3711  
Fax: (608) 223-6578  
[lgip@wisconsin.gov](mailto:lgip@wisconsin.gov)

### LGIP Fund Manager

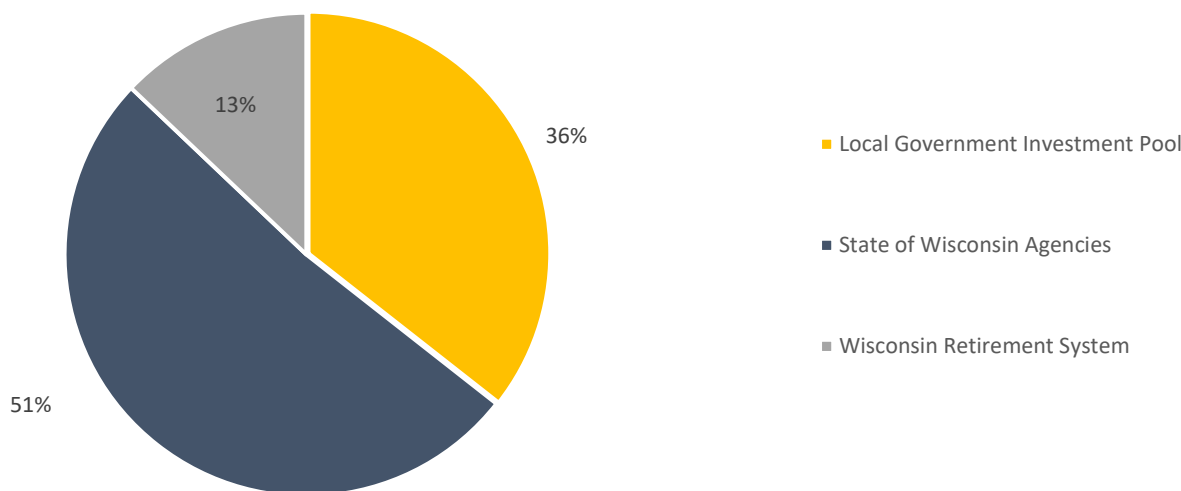
State of WI Investment Board

Andrea Ruiz, CFA, CPA  
Megan Case  
Ping Wong, CFA

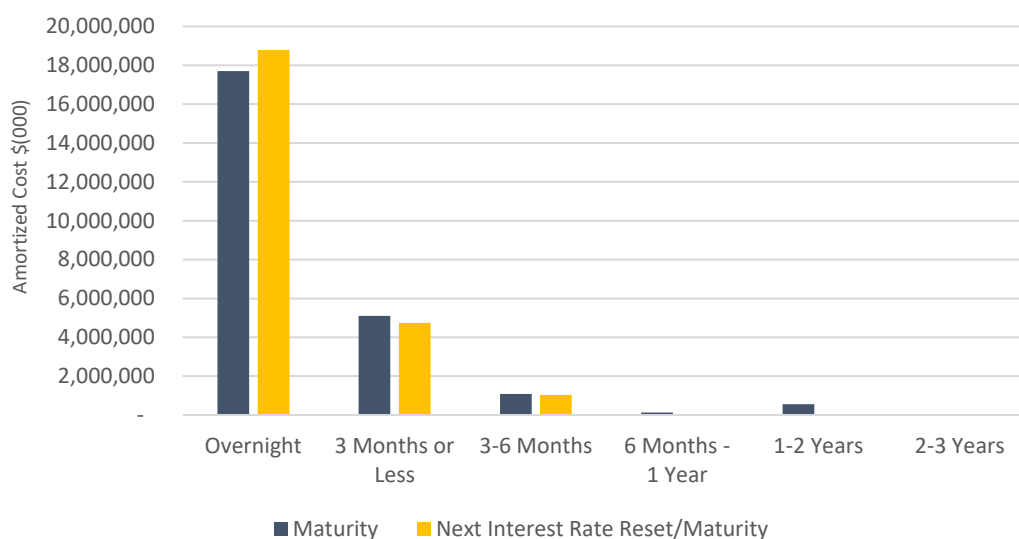
(608) 266-2045



**STATE INVESTMENT FUND PARTICIPANTS**



**MATURITY DISTRIBUTION & INTEREST SENSITIVITY**



**Weighted Average Maturity (WAM\*):**

**14 Days**

\*WAM represents the average number of days to the earlier of next interest rate reset or maturity.

**Weighted Average Life (WAL\*\*):**

**26 Days**

\*\*WAL represents the average number of days to final maturity.

**LGIP PERFORMANCE WITH BENCHMARKS - ANNUALIZED RETURNS %**

	March 2026	One Year	Five Year	Ten Year
<b>LGIP</b>	<b>3.69</b>	<b>4.19</b>	<b>3.47</b>	<b>2.30</b>
90 Day Treasury Bill	3.61	3.91	3.39	2.24
Crane Government MMF Average	3.19 (e)	3.58	2.96	1.81
Crane Taxable All MMF Average	3.38 (e)	3.76	3.12	1.98

e = estimate