


# The Pool Page

A Monthly Publication for State of Wisconsin LGIP Participants

JULY 2024

VOL 29, ISS 7



**The Annualized Earnings  
Rate for July 2024:  
5.42%**

## LGIP Holidays

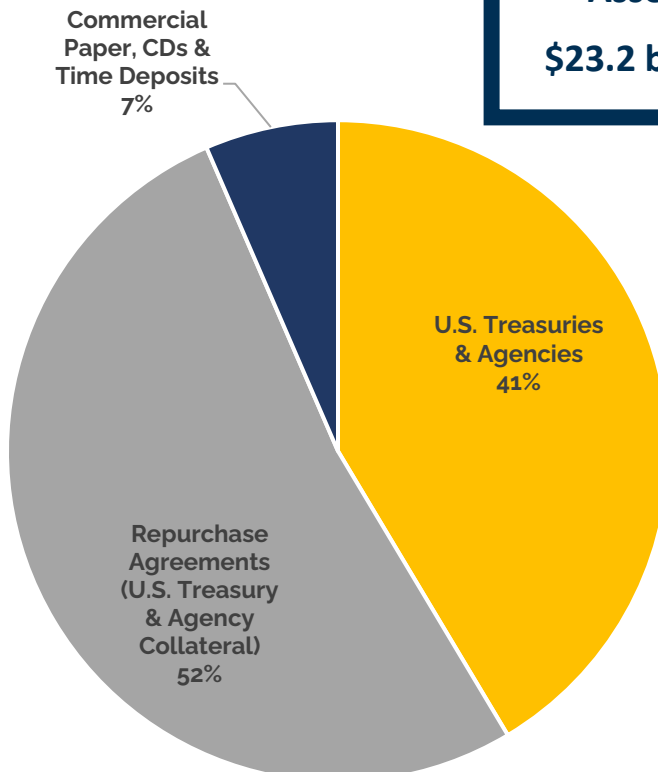
The LGIP will be closed for business on:

- Sep 02** Labor Day
- Oct 14** Columbus Day
- Nov 11** Veterans Day

## State Investment Fund Portfolio Composition

As of 7/31/2024

**Total Net  
Assets:  
\$23.2 billion**



Book Value Conversion (FV/BV Factor): 100%

## Directory

### LGIP Toll Free Number

877-947-7665  
877-WIS-POOL

### LGIP Account Access

<https://lgip.wisconsin.gov>

### LGIP Administrator

Department of Administration

Shawn Nelson  
Chris Myren

(608) 266-3711  
Fax: (608) 223-6578  
[lgip@wisconsin.gov](mailto:lgip@wisconsin.gov)

### LGIP Fund Manager

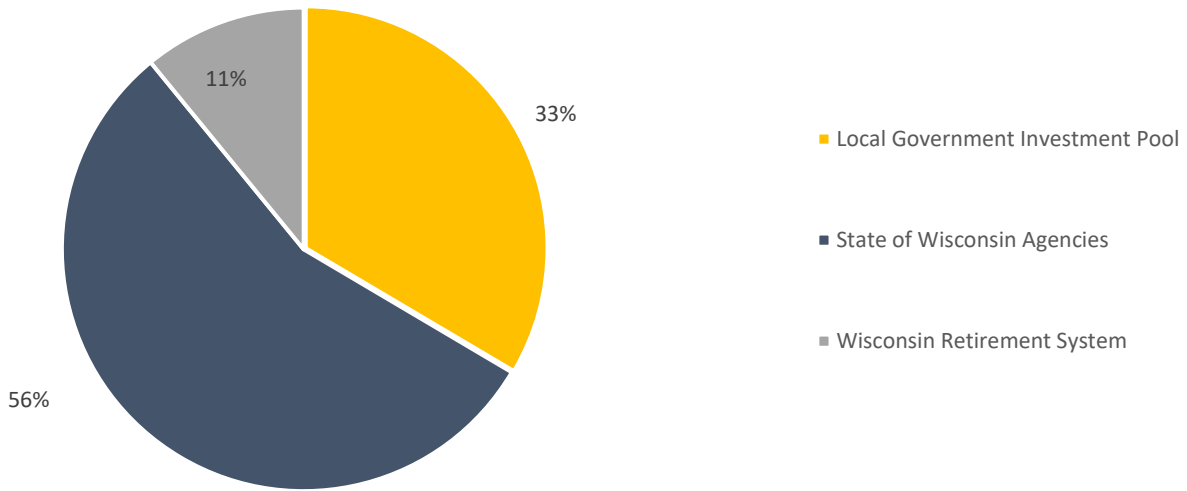
State of WI Investment Board

Andrea Ruiz, CFA, CPA  
Gretchen Wegner, CFA, CPA  
Ping Wong, CFA

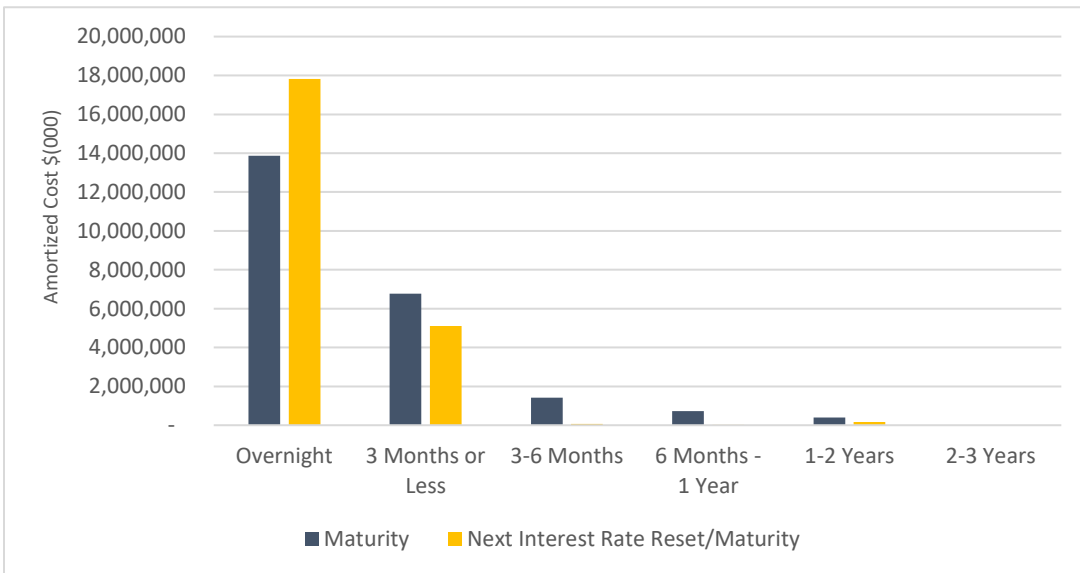
(608) 266-2045



**STATE INVESTMENT FUND PARTICIPANTS**



**MATURITY DISTRIBUTION & INTEREST SENSITIVITY**



**Weighted Average Maturity (WAM\*):**  
**12 Days**

\*WAM represents the average number of days to the earlier of next interest rate reset or maturity.

**Weighted Average Life (WAL\*\*):**  
**34 Days**

\*\*WAL represents the average number of days to final maturity.

**LGIP PERFORMANCE WITH BENCHMARKS - ANNUALIZED RETURNS %**

	July 2024	One Year	Five Year	Ten Year
<b>LGIP</b>	<b>5.42</b>	<b>5.52</b>	<b>2.24</b>	<b>1.59</b>
90 Day Treasury Bill	5.20	5.25	2.23	1.57
Crane Government MMF Average	4.84 (e)	4.84	1.84	1.18
Crane Taxable All MMF Average	5.02 (e)	5.04	1.98	1.32

e = estimate