


The Pool Page

A Monthly Publication for State of Wisconsin LGIP Participants

JANUARY 2025

VOL 31, ISS 1



The Annualized Earnings Rate for January 2025:

4.39

LGIP Holidays

The LGIP will be closed for business on:

Feb 17 President's Day

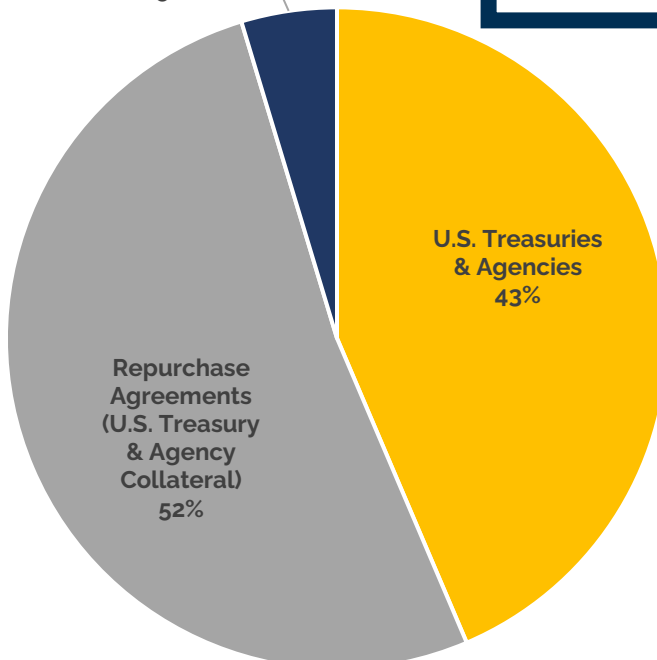
Apr 18 Good Friday

May 26 Memorial Day

State Investment Fund Portfolio Composition

As of 1/31/2025

Commercial Paper, CDs & Time Deposits
5%



Total Net Assets:

\$24.6 billion

Book Value Conversion (FV/BV Factor): 100%

Directory

LGIP Toll Free Number

877-947-7665
877-WIS-POOL

LGIP Account Access

<https://lgip.wisconsin.gov>

LGIP Administrator

Department of Administration

Shawn Nelson

Adam Bondioli

(608) 266-3711

Fax: (608) 223-6578

lgip@wisconsin.gov

LGIP Fund Manager

State of WI Investment Board

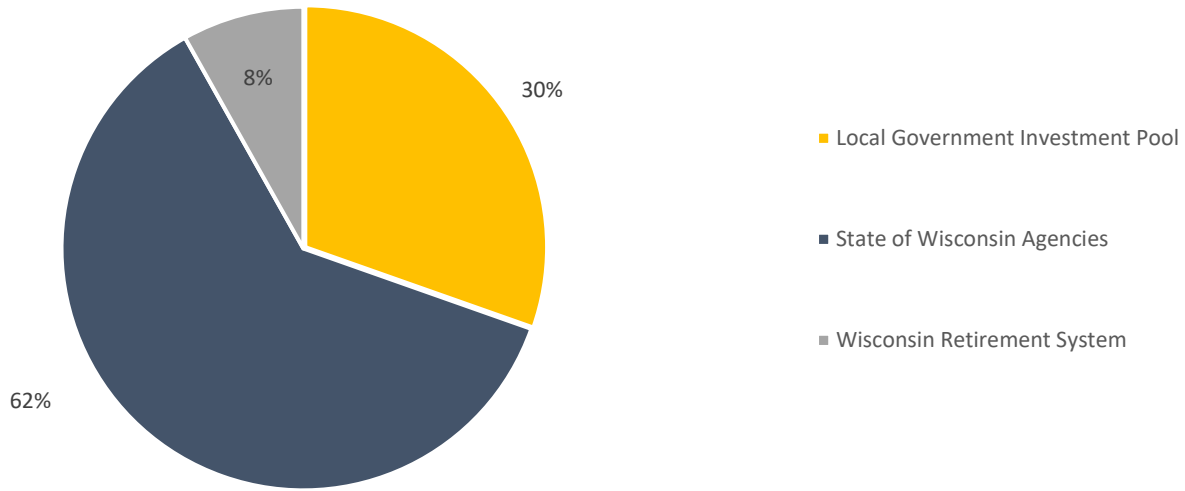
Andrea Ruiz, CFA, CPA

Ping Wong, CFA

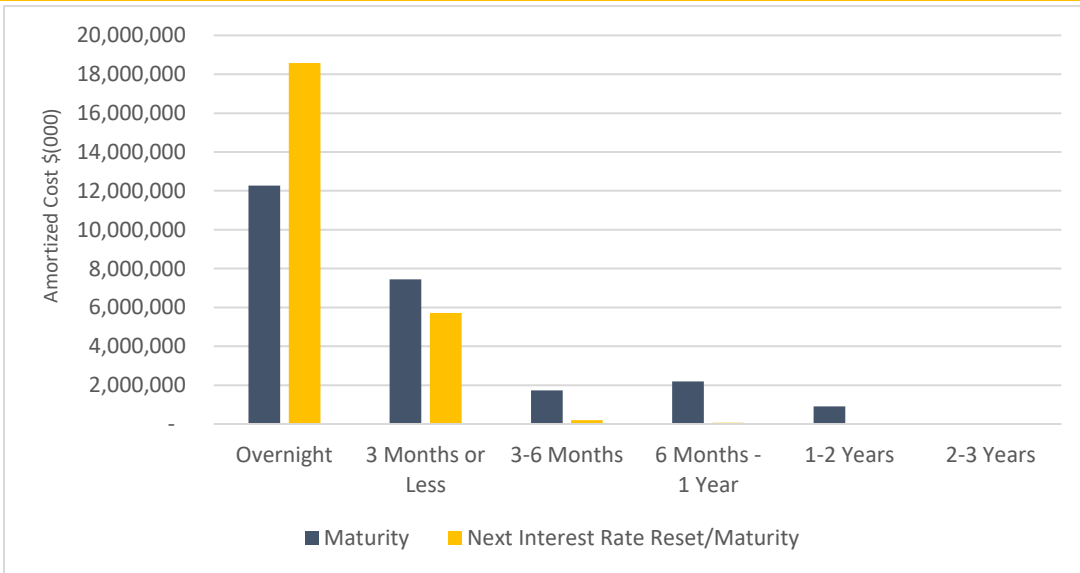
(608) 266-2045



STATE INVESTMENT FUND PARTICIPANTS



MATURITY DISTRIBUTION & INTEREST SENSITIVITY



Weighted Average Maturity (WAM*):
11 Days
 *WAM represents the average number of days to the earlier of next interest rate reset or maturity.

Weighted Average Life (WAL):**
61 Days
 **WAL represents the average number of days to final maturity.

LGIP PERFORMANCE WITH BENCHMARKS - ANNUALIZED RETURNS %

	January 2025	One Year	Five Year	Ten Year
LGIP	4.39	5.26	2.55	1.83
90 Day Treasury Bill	4.21	4.88	2.51	1.79
Crane Government MMF Average	3.90 (e)	4.58	2.14	1.39
Crane Taxable All MMF Average	4.10 (e)	4.77	2.27	1.55

e = estimate