


The Pool Page

A Monthly Publication for State of Wisconsin LGIP Participants

JANUARY 2024

VOL 29, ISS 1



**The Annualized Earnings
Rate for January 2024:
5.39%**

LGIP Holidays

The LGIP will be closed for business on:

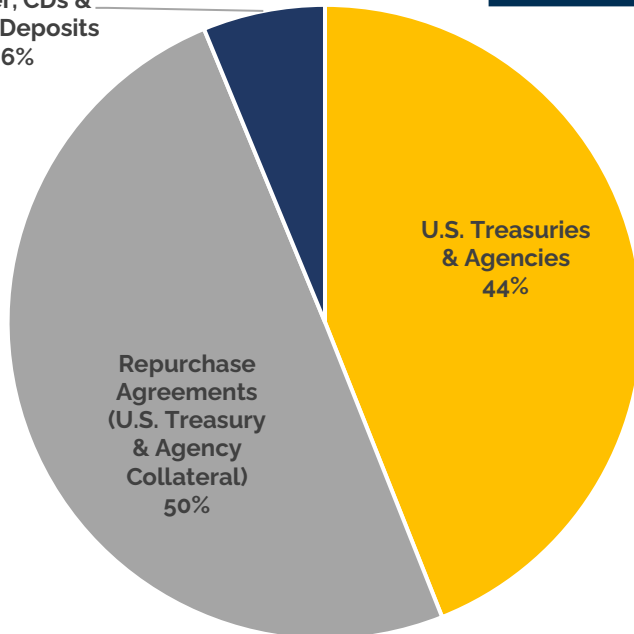
- Feb 19** Presidents' Day
- Mar 29** Good Friday
- May 27** Memorial Day

State Investment Fund Portfolio Composition

As of 1/31/2024

**Total Net
Assets:
\$25.0 billion**

Commercial
Paper, CDs &
Time Deposits
6%



Book Value Conversion (FV/BV Factor): 100%

Directory

LGIP Toll Free Number

877-947-7665
877-WIS-POOL

LGIP Account Access

<https://lgip.wisconsin.gov>

LGIP Administrator

Department of Administration

Bridget Asasira
Chris Myren

(608) 266-3711
Fax: (608) 223-6578
lgip@wisconsin.gov

LGIP Fund Manager

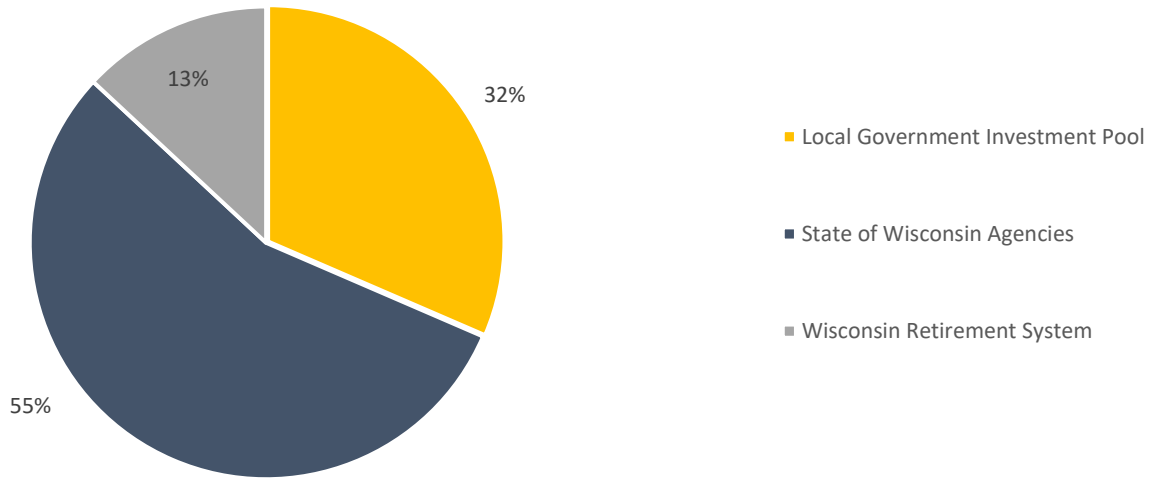
State of WI Investment Board

Andrea Ruiz, CFA, CPA
Gretchen Wegner, CFA, CPA
Ping Wong, CFA

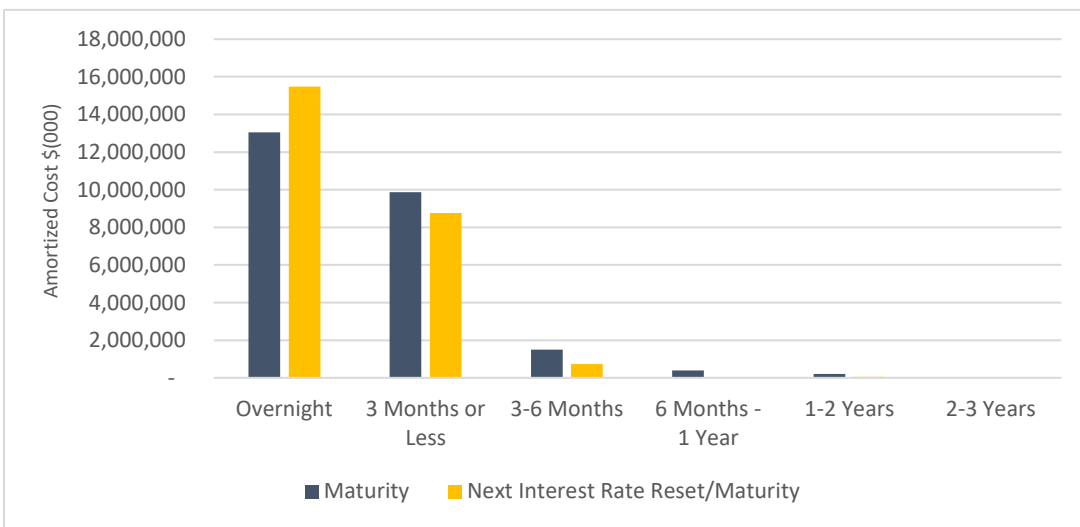
(608) 266-2045



STATE INVESTMENT FUND PARTICIPANTS



MATURITY DISTRIBUTION & INTEREST SENSITIVITY



Weighted Average Maturity (WAM*):
18 Days

*WAM represents the average number of days to the earlier of next interest rate reset or maturity.

Weighted Average Life (WAL):**
32 Days

**WAL represents the average number of days to final maturity.

LGIP PERFORMANCE WITH BENCHMARKS - ANNUALIZED RETURNS %

	January 2024	One Year	Five Year	Ten Year
LGIP	5.39	5.24	1.95	1.32
90 Day Treasury Bill	5.22	5.12	1.94	1.31
Crane Government MMF Average	4.86 (e)	4.59	1.54	0.94
Crane Taxable All MMF Average	5.07 (e)	4.81	1.68	1.07

e = estimate