


The Pool Page

A Monthly Publication for State of Wisconsin LGIP Participants

FEBRUARY 2025

VOL 31, ISS 2



The Annualized Earnings Rate for February 2025:

4.40

LGIP Holidays

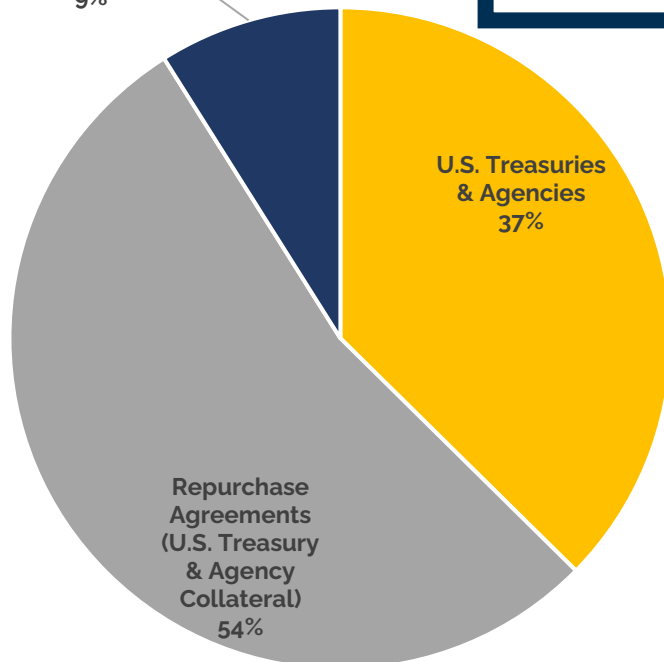
The LGIP will be closed for business on:

- Apr 18 Good Friday
- May 26 Memorial Day
- Jun 19 Juneteenth Day

State Investment Fund Portfolio Composition

As of 2/28/2025

Commercial Paper, CDs & Time Deposits
9%



U.S. Treasuries & Agencies
37%

Repurchase Agreements (U.S. Treasury & Agency Collateral)
54%

Total Net Assets:

\$24.8 billion

Book Value Conversion (FV/BV Factor): 100%

Directory

LGIP Toll Free Number

877-947-7665
877-WIS-POOL

LGIP Account Access

<https://lgip.wisconsin.gov>

LGIP Administrator

Department of Administration

Shawn Nelson
Adam Bondioli

(608) 266-3711
Fax: (608) 223-6578
lgip@wisconsin.gov

LGIP Fund Manager

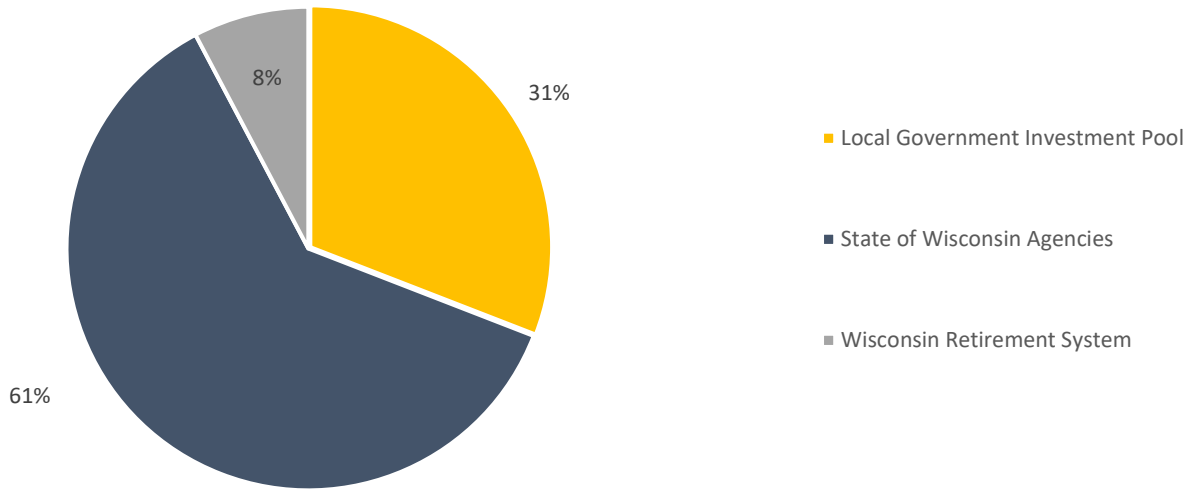
State of WI Investment Board

Andrea Ruiz, CFA, CPA
Ping Wong, CFA

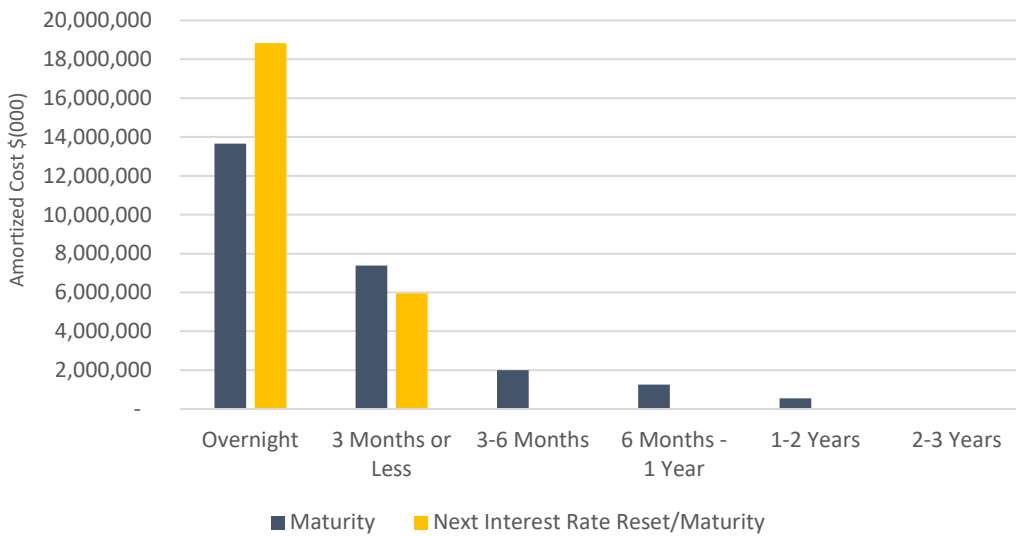
(608) 266-2045



STATE INVESTMENT FUND PARTICIPANTS



MATURITY DISTRIBUTION & INTEREST SENSITIVITY



Weighted Average Maturity (WAM*):

9 Days

*WAM represents the average number of days to the earlier of next interest rate reset or maturity.

Weighted Average Life (WAL):**

43 Days

**WAL represents the average number of days to final maturity.

LGIP PERFORMANCE WITH BENCHMARKS - ANNUALIZED RETURNS %

	February 2025	One Year	Five Year	Ten Year
LGIP	4.40	5.17	2.60	1.86
90 Day Treasury Bill	4.22	4.79	2.56	1.83
Crane Government MMF Average	3.86 (e)	4.50	2.18	1.42
Crane Taxable All MMF Average	4.07 (e)	4.69	2.32	1.58

e = estimate