


# The Pool Page

A Monthly Publication for State of Wisconsin LGIP Participants

DECEMBER 2024

VOL 30, ISS 12



## The Annualized Earnings Rate for December 2024:

4.61

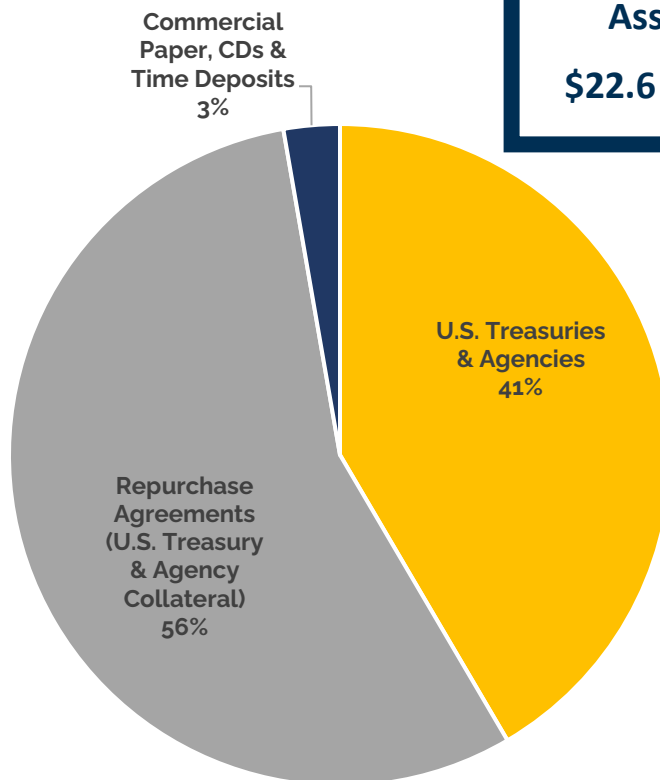
### LGIP Holidays

The LGIP will be closed for business on:

- |        |                    |
|--------|--------------------|
| Jan 20 | Martin L. King Day |
| Feb 17 | President's Day    |
| Apr 18 | Good Friday        |

## State Investment Fund Portfolio Composition

As of 12/31/2024



Total Net Assets:

\$22.6 billion

Book Value Conversion (FV/BV Factor): 100%

### Directory

#### LGIP Toll Free Number

877-947-7665  
877-WIS-POOL

#### LGIP Account Access

<https://lgip.wisconsin.gov>

#### LGIP Administrator

Department of Administration

Shawn Nelson  
Chris Myren

(608) 266-3711  
Fax: (608) 223-6578  
[lgip@wisconsin.gov](mailto:lgip@wisconsin.gov)

#### LGIP Fund Manager

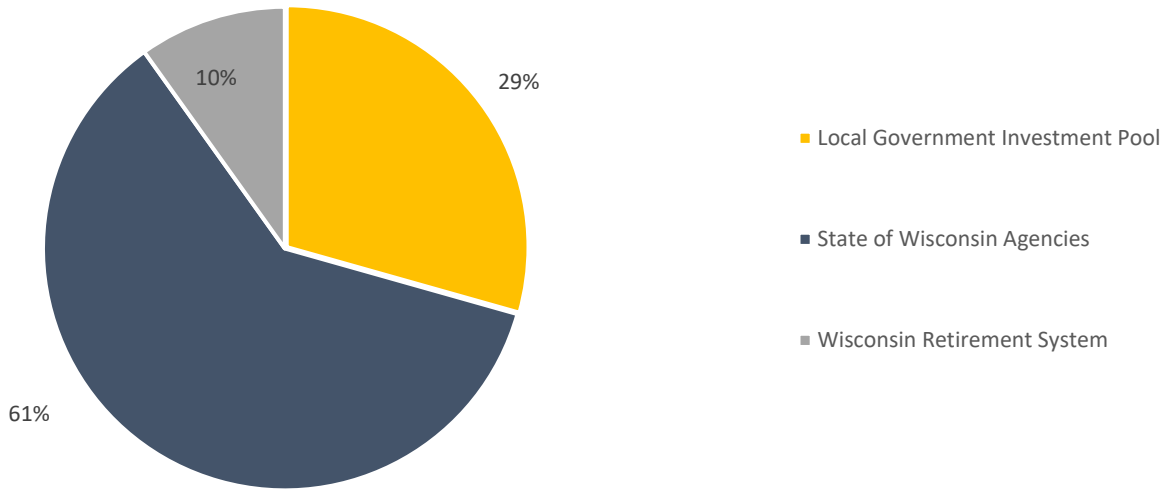
State of WI Investment Board

Andrea Ruiz, CFA, CPA  
Ping Wong, CFA

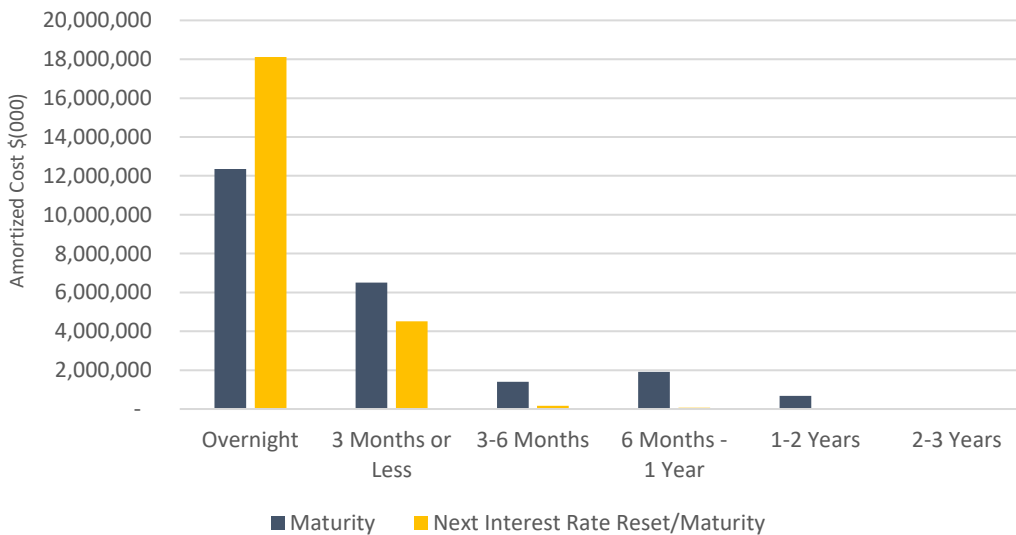
(608) 266-2045



**STATE INVESTMENT FUND PARTICIPANTS**



**MATURITY DISTRIBUTION & INTEREST SENSITIVITY**



**Weighted Average Maturity (WAM\*):**

**9 Days**

\*WAM represents the average number of days to the earlier of next interest rate reset or maturity.

**Weighted Average Life (WAL\*\*):**

**53 Days**

\*\*WAL represents the average number of days to final maturity.

**LGIP PERFORMANCE WITH BENCHMARKS - ANNUALIZED RETURNS %**

	December 2024	One Year	Five Year	Ten Year
<b>LGIP</b>	<b>4.61</b>	<b>5.35</b>	<b>2.50</b>	<b>1.79</b>
90 Day Treasury Bill	4.27	4.96	2.47	1.76
Crane Government MMF Average	4.05 (e)	4.66	2.09	1.36
Crane Taxable All MMF Average	4.26 (e)	4.85	2.23	1.51

e = estimate