


The Pool Page

A Monthly Publication for State of Wisconsin LGIP Participants

AUGUST 2023

VOL 28, ISS 8



The Annualized Earnings
Rate for August 2023:
5.31%

LGIP Holidays

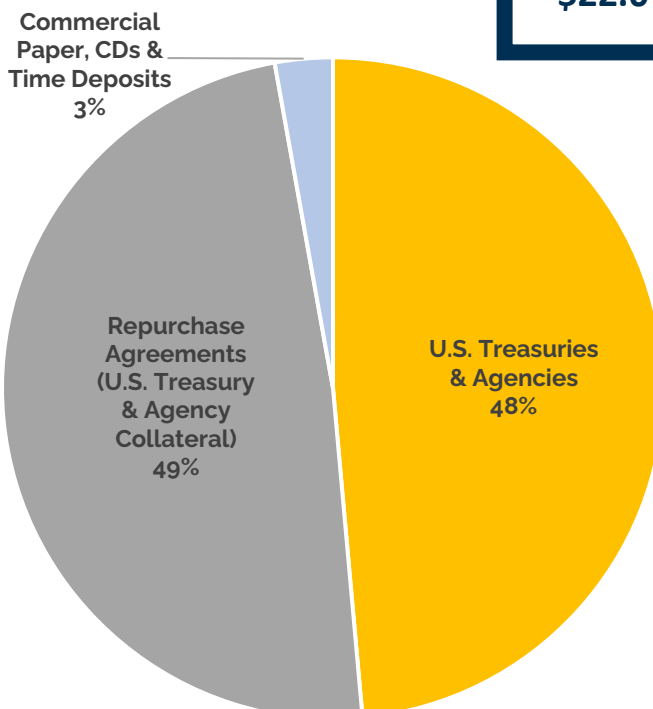
The LGIP will be closed for
business on:

- | | |
|--------|--------------|
| Sep 04 | Labor Day |
| Oct 09 | Columbus Day |
| Nov 23 | Thanksgiving |

State Investment Fund Portfolio Composition

As of 8/31/2023

Total Net
Assets:
\$22.0 billion



Book Value Conversion (FV/BV Factor): 100%

Directory

LGIP Toll Free Number

877-947-7665
877-WIS-POOL

LGIP Account Access

<https://lgip.wisconsin.gov>

LGIP Administrator

Department of Administration

Bridget Asasira
Chris Myren

(608) 266-3711
Fax: (608) 223-6578
lgip@wisconsin.gov

LGIP Fund Manager

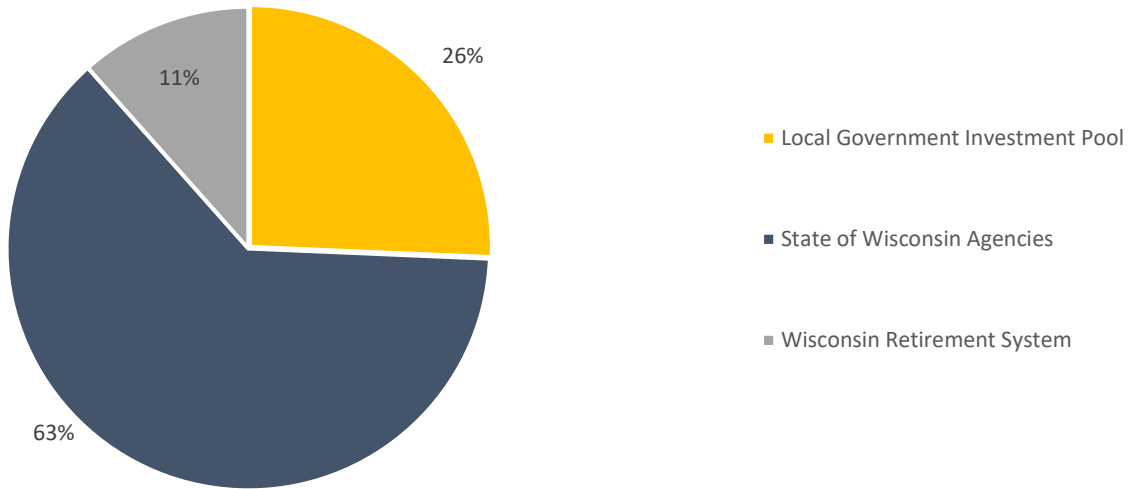
State of WI Investment Board

Andrea Ruiz, CFA, CPA
Gretchen Wegner, CFA, CPA
Ping Wong, CFA

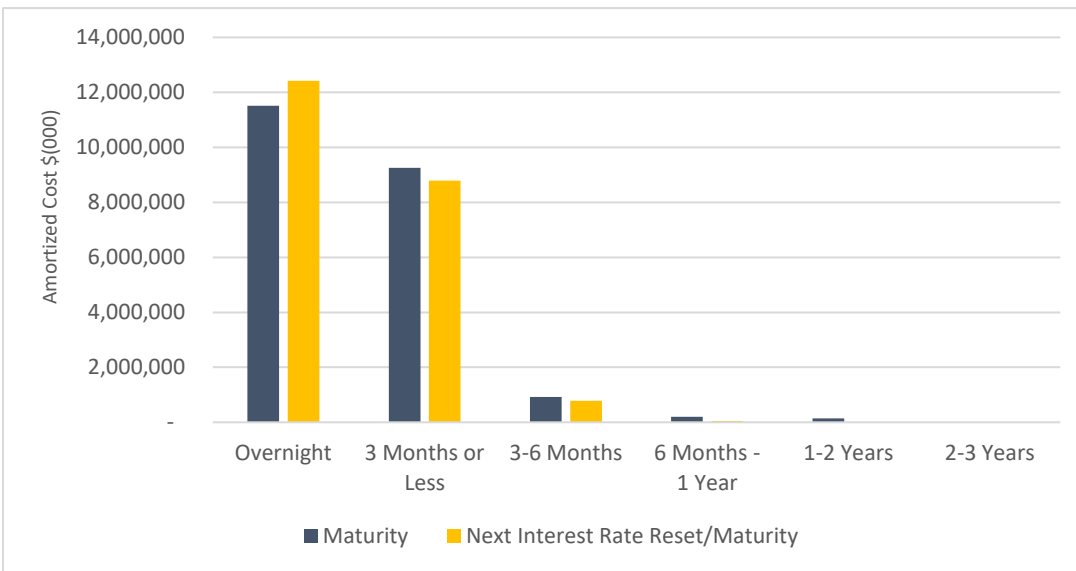
(608) 266-2045



STATE INVESTMENT FUND PARTICIPANTS



MATURITY DISTRIBUTION & INTEREST SENSITIVITY



Weighted Average Maturity (WAM*):
21 Days
*WAM represents the average number of days to the earlier of next interest rate reset or maturity.

Weighted Average Life (WAL):**
28 Days
**WAL represents the average number of days to final maturity.

LGIP PERFORMANCE WITH BENCHMARKS - ANNUALIZED RETURNS %

	August 2023	One Year	Five Year	Ten Year
LGIP	5.31	4.41	1.68	1.10
90 Day Treasury Bill	5.30	4.58	1.70	1.10
Crane Government MMF Average	4.81 (e)	3.77	1.28	0.74
Crane Taxable All MMF Average	5.04 (e)	4.00	1.42	0.87

e = estimate