



January 16, 2013

INTERAGENCY MEMORANDUM

Attached is a document explaining recommended best practice for the development of Preliminary Engineering Reports in support of funding applications for development of drinking water, wastewater, stormwater, and solid waste systems.

The best practice document was developed cooperatively by:

- US Department of Agriculture, Rural Development, Rural Utilities Service, Water and Environmental Programs;
- US Environmental Protection Agency (EPA), Office of Water, Office of Ground Water and Drinking Water and Office of Wastewater Management;
- US Department of Housing and Urban Development (HUD), Office of Community Planning and Development;
- US Department of Health and Human Services, Indian Health Service (IHS);
- Small Communities Water Infrastructure Exchange;

Extensive input from participating state administering agencies was also very important to the development of this document.

Federal agencies that cooperatively developed this document strongly encourage its use by funding agencies as part of the application process or project development. State administered programs are encouraged to adopt this document but are not required to do so, as it is up to a state administering agency's discretion to adopt it, based on the needs of the state administering agency.

A Preliminary Engineering Report (Report) is a planning document required by many state and federal funding agencies as part of the process of obtaining financial assistance for development of drinking water, wastewater, solid waste, and stormwater facilities. The attached Report outline details the requirements that funding agencies have adopted when a Report is required.

In general the Report should include a description of existing facilities and a description of the issues being addressed by the proposed project. It should identify alternatives, present a life cycle cost analysis of technically feasible alternatives and propose a specific course of action. The Report should also include a detailed current cost estimate of the recommended alternative. The attached outline describes these and other sections to be included in the Report.

Projects utilizing direct federal funding also require an environmental review in accordance with the National Environmental Policy Act (NEPA). The Report should indicate that environmental issues were considered as part of the engineering planning and include environmental information pertinent to engineering planning.

For state administered funding programs, a determination of whether the outline applies to a given program or project is made by the state administering agency. When a program or agency adopts this outline, it may adopt a portion or the entire outline as applicable to the program or project in question at the discretion of the agency. Some state and federal funding agencies will not require the Report for every project or may waive portions of the Report that do not apply to their application process, however a Report thoroughly addressing all of the contents of this outline will meet the requirements of most agencies that have adopted this outline.

The detailed outline provides information on what to include in a Report. The level of detail required may also vary according to the complexity of the specific project. Reports should conform substantially to this detailed outline and otherwise be prepared and presented in a professional manner. Many funding agencies require that the document be developed by a Professional Engineer registered in the state or other jurisdiction where the project is to be constructed unless exempt from this requirement. Please check with applicable funding agencies to determine if the agencies require supplementary information beyond the scope of this outline.

Any preliminary design information must be written in accordance with the regulatory requirements of the state or territory where the project will be built.

Information provided in the Report may be used to process requests for funding. Completeness and accuracy are therefore essential for timely processing of an application. Please contact the appropriate state or federal funding agencies with any questions about development of the Report and applications for funding as early in the process as practicable.

Questions about this document should be referred to the applicable state administering agency, regional office of the applicable federal agency, or to the following federal contacts:

Agency	Contact	Email Address	Phone
USDA/RUS	Benjamin Shuman, PE	ben.shuman@wdc.usda.gov	202-720-1784
EPA/DWSRF	Kirsten Anderer, PE	anderer.kirsten@epa.gov	202-564-3134
EPA/CWSRF	Matt King	king.matt@epa.gov	202-564-2871
HUD	Stephen Rhodeside	stephen.m.rhodeside@hud.gov	202-708-1322
IHS	Dana Baer, PE	dana.baer@ihs.gov	301-443-1345

Sincerely,




1/16/13

Jacqueline M. Ponti-Lazaruk, Assistant Administrator
USDA, Rural Development, Rural Utilities Service, Water and Environmental Programs



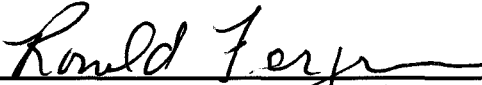
01/16/13

Sheila Frace, Acting Deputy Director
US EPA, Office of Water, Office of Wastewater Management




1/16/13

Andrew Sawyers, Deputy Director
US EPA, Director, Office of Water, Office of Ground Water and Drinking Water



1/16/13

Ronald Ferguson, PE, RADM, Director
Division of Sanitation Facilities Construction, Indian Health Service



1-16-13

Stanley Gimont, Director
Office of Block Grant Assistance, US Department of Housing and Urban Development

Attachment

WORKING GROUP CONTRIBUTORS

Federal Agency Partners	
USDA, Rural Development, Rural Utilities Service (Chair)	Benjamin Shuman, PE
EPA, Office of Water, Office of Ground Water and Drinking Water	Kirsten Anderer, PE
EPA, Office of Water, Office of Ground Water and Drinking Water	CAPT David Harvey, PE
EPA, Office of Water, Office of Wastewater Management	Matt King
EPA, Office of Water, Office of Wastewater Management	Joyce Hudson
EPA, Region 1	Carolyn Hayek
EPA, Region 9	Abimbola Odusoga
HUD, Office of Community Planning and Development	Stephen M. Rhodeside
HUD, Office of Community Planning and Development	Eva Fontheim
Indian Health Service	CAPT Dana Baer, PE
Indian Health Service	LCDR Charissa Williar, PE
USDA, Rural Development, Florida State Office	Michael Langston
USDA, Rural Development, Florida State Office	Steve Morris, PE

State Agency and Interagency Partners	
Arizona Water Infrastructure Finance Authority	Dean Moulis, PE
Border Environment Cooperation Commission	Joel Mora, PE
Colorado Department of Local Affairs	Barry Cress
Colorado Department of Public Health & Environment	Michael Beck
Colorado Department of Public Health & Environment	Bret Icenogle, PE
Georgia Office of Community Development	Steed Robinson
Idaho, Department of Environmental Quality	Tim Wendland
Indiana Finance Authority	Emma Kottowski
Indiana Finance Authority	Shelley Love
Indiana Finance Authority	Amanda Rickard, PE
Kentucky Division of Water	Shafiq Amawi
Kentucky Department of Local Government	Jennifer Peters
Louisiana Department of Environmental Quality	Jonathan McFarland, PE
Maine Department of Health and Human Services	Norm Lamie, PE
Minnesota Pollution Control Agency	Amy Douville
Minnesota Pollution Control Agency	Corey Mathisen, PE
Missouri Department of Natural Resources	Cynthia Smith
Montana Department of Commerce	Kate Miller, PE
North Carolina Department of Commerce	Olivia Collier
North Carolina Rural Center	Keith Krzywicki, PE
North Carolina Department of Commerce	Vickie Miller, CPM
Rhode Island Department of Health	Gary Chobanian, PE
Rhode Island Department of Health	Geoffrey Marchant

ABBREVIATIONS

NEPA – National Environmental Policy Act

NPV – Net Present Value

O&M – Operations and Maintenance

OMB – Office of Management and Budget

Report – Preliminary Engineering Report

SPPW – Single Payment Present Worth

USPW – Uniform Series Present Worth

GENERAL OUTLINE OF A PRELIMINARY ENGINEERING REPORT

- 1) PROJECT PLANNING
 - a) Location
 - b) Environmental Resources Present
 - c) Population Trends
 - d) Community Engagement

- 2) EXISTING FACILITIES
 - a) Location Map
 - b) History
 - c) Condition of Existing Facilities
 - d) Financial Status of any Existing Facilities
 - e) Water/Energy/Waste Audits

- 3) NEED FOR PROJECT
 - a) Health, Sanitation, and Security
 - b) Aging Infrastructure
 - c) Reasonable Growth

- 4) ALTERNATIVES CONSIDERED
 - a) Description
 - b) Design Criteria
 - c) Map
 - d) Environmental Impacts
 - e) Land Requirements
 - f) Potential Construction Problems
 - g) Sustainability Considerations
 - i) Water and Energy Efficiency
 - ii) Green Infrastructure
 - iii) Other
 - h) Cost Estimates

- 5) SELECTION OF AN ALTERNATIVE
 - a) Life Cycle Cost Analysis
 - b) Non-Monetary Factors

- 6) PROPOSED PROJECT (RECOMMENDED ALTERNATIVE)
 - a) Preliminary Project Design
 - b) Project Schedule
 - c) Permit Requirements
 - d) Sustainability Considerations
 - i) Water and Energy Efficiency
 - ii) Green Infrastructure

- iii) Other
- e) Total Project Cost Estimate (Engineer's Opinion of Probable Cost)
- f) Annual Operating Budget
 - i) Income
 - ii) Annual O&M Costs
 - iii) Debt Repayments
 - iv) Reserves

7) CONCLUSIONS AND RECOMMENDATIONS

DETAILED OUTLINE OF A PRELIMINARY ENGINEERING REPORT

1) PROJECT PLANNING

Describe the area under consideration. Service may be provided by a combination of central, cluster, and/or centrally managed individual facilities. The description should include information on the following:

- a) Location. Provide scale maps and photographs of the project planning area and any existing service areas. Include legal and natural boundaries and a topographical map of the service area.
- b) Environmental Resources Present. Provide maps, photographs, and/or a narrative description of environmental resources present in the project planning area that affect design of the project. Environmental review information that has already been developed to meet requirements of NEPA or a state equivalent review process can be used here.
- c) Population Trends. Provide U.S. Census or other population data (including references) for the service area for at least the past two decades if available. Population projections for the project planning area and concentrated growth areas should be provided for the project design period. Base projections on historical records with justification from recognized sources.
- d) Community Engagement. Describe the utility's approach used (or proposed for use) to engage the community in the project planning process. The project planning process should help the community develop an understanding of the need for the project, the utility operational service levels required, funding and revenue strategies to meet these requirements, along with other considerations.

2) EXISTING FACILITIES

Describe each part (e.g. processing unit) of the existing facility and include the following information:

- a) Location Map. Provide a map and a schematic process layout of all existing facilities. Identify facilities that are no longer in use or abandoned. Include photographs of existing facilities.
- b) History. Indicate when major system components were constructed, renovated, expanded, or removed from service. Discuss any component failures and the cause for the failure. Provide a history of any applicable violations of regulatory requirements.
- c) Condition of Existing Facilities. Describe present condition; suitability for continued use; adequacy of current facilities; and their conveyance, treatment, storage, and disposal capabilities. Describe the existing capacity of each component. Describe and reference compliance with applicable federal, state, and local laws. Include a brief analysis of overall current energy consumption. Reference an asset management plan if applicable.

- d) Financial Status of any Existing Facilities. (Note: Some agencies require the owner to submit the most recent audit or financial statement as part of the application package.) Provide information regarding current rate schedules, annual O&M cost (with a breakout of current energy costs), other capital improvement programs, and tabulation of users by monthly usage categories for the most recent typical fiscal year. Give status of existing debts and required reserve accounts.
- e) Water/Energy/Waste Audits. If applicable to the project, discuss any water, energy, and/or waste audits which have been conducted and the main outcomes.

3) NEED FOR PROJECT

Describe the needs in the following order of priority:

- a) Health, Sanitation, and Security. Describe concerns and include relevant regulations and correspondence from/to federal and state regulatory agencies. Include copies of such correspondence as an attachment to the Report.
- b) Aging Infrastructure. Describe the concerns and indicate those with the greatest impact. Describe water loss, inflow and infiltration, treatment or storage needs, management adequacy, inefficient designs, and other problems. Describe any safety concerns.
- c) Reasonable Growth. Describe the reasonable growth capacity that is necessary to meet needs during the planning period. Facilities proposed to be constructed to meet future growth needs should generally be supported by additional revenues. Consideration should be given to designing for phased capacity increases. Provide number of new customers committed to this project.

4) ALTERNATIVES CONSIDERED

This section should contain a description of the alternatives that were considered in planning a solution to meet the identified needs. Documentation of alternatives considered is often a Report weakness. Alternative approaches to ownership and management, system design (including resource efficient or green alternatives), and sharing of services, including various forms of partnerships, should be considered. In addition, the following alternatives should be considered, if practicable: building new centralized facilities, optimizing the current facilities (no construction), developing centrally managed decentralized systems, including small cluster or individual systems, and developing an optimum combination of centralized and decentralized systems. Alternatives should be consistent with those considered in the NEPA, or state equivalent, environmental review. Technically infeasible alternatives that were considered should be mentioned briefly along with an explanation of why they are infeasible, but do not require full analysis. For each technically feasible alternative, the description should include the following information:

- a) Description. Describe the facilities associated with every technically feasible alternative. Describe source, conveyance, treatment, storage and distribution

facilities for each alternative. A feasible system may include a combination of centralized and decentralized (on-site or cluster) facilities.

- b) Design Criteria. State the design parameters used for evaluation purposes. These parameters should comply with federal, state, and agency design policies and regulatory requirements.
- c) Map. Provide a schematic layout map to scale and a process diagram if applicable. If applicable, include future expansion of the facility.
- d) Environmental Impacts. Provide information about how the specific alternative may impact the environment. Describe only those unique direct and indirect impacts on floodplains, wetlands, other important land resources, endangered species, historical and archaeological properties, etc., as they relate to each specific alternative evaluated. Include generation and management of residuals and wastes.
- e) Land Requirements. Identify sites and easements required. Further specify whether these properties are currently owned, to be acquired, leased, or have access agreements.
- f) Potential Construction Problems. Discuss concerns such as subsurface rock, high water table, limited access, existing resource or site impairment, or other conditions which may affect cost of construction or operation of facility.
- g) Sustainability Considerations. Sustainable utility management practices include environmental, social, and economic benefits that aid in creating a resilient utility.
 - i) Water and Energy Efficiency. Discuss water reuse, water efficiency, water conservation, energy efficient design (i.e. reduction in electrical demand), and/or renewable generation of energy, and/or minimization of carbon footprint, if applicable to the alternative. Alternatively, discuss the water and energy usage for this option as compared to other alternatives.
 - ii) Green Infrastructure. Discuss aspects of project that preserve or mimic natural processes to manage stormwater, if applicable to the alternative. Address management of runoff volume and peak flows through infiltration, evapotranspiration, and/or harvest and use, if applicable.
 - iii) Other. Discuss any other aspects of sustainability (such as resiliency or operational simplicity) that are incorporated into the alternative, if applicable.
- h) Cost Estimates. Provide cost estimates for each alternative, including a breakdown of the following costs associated with the project: construction, non-construction, and annual O&M costs. A construction contingency should be included as a non-construction cost. Cost estimates should be included with the descriptions of each technically feasible alternative. O&M costs should include a rough breakdown by O&M category (see example below) and not just a value for each alternative. Information from other sources, such as the recipient's accountant or other known technical service providers, can be incorporated to assist in the development of this section. The cost derived will be used in the life cycle cost analysis described in Section 5 a.

Example O&M Cost Estimate	
Personnel (i.e. Salary, Benefits, Payroll Tax, Insurance, Training)	
Administrative Costs (e.g. office supplies, printing, etc.)	
Water Purchase or Waste Treatment Costs	
Insurance	
Energy Cost (Fuel and/or Electrical)	
Process Chemical	
Monitoring & Testing	
Short Lived Asset Maintenance/Replacement*	
Professional Services	
Residuals Disposal	
Miscellaneous	
Total	

* See Appendix A for example list

5) SELECTION OF AN ALTERNATIVE

Selection of an alternative is the process by which data from the previous section, "Alternatives Considered" is analyzed in a systematic manner to identify a recommended alternative. The analysis should include consideration of both life cycle costs and non-monetary factors (i.e. triple bottom line analysis: financial, social, and environmental). If water reuse or conservation, energy efficient design, and/or renewable generation of energy components are included in the proposal provide an explanation of their cost effectiveness in this section.

a) Life Cycle Cost Analysis. A life cycle present worth cost analysis (an engineering economics technique to evaluate present and future costs for comparison of alternatives) should be completed to compare the technically feasible alternatives. Do not leave out alternatives because of anticipated costs; let the life cycle cost analysis show whether an alternative may have an acceptable cost. This analysis should meet the following requirements and should be repeated for each technically feasible alternative. Several analyses may be required if the project has different aspects, such as one analysis for different types of collection systems and another for different types of treatment.

1. The analysis should convert all costs to present day dollars;
2. The planning period to be used is recommended to be 20 years, but may be any period determined reasonable by the engineer and concurred on by the state or federal agency;
3. The discount rate to be used should be the "real" discount rate taken from Appendix C of OMB circular A-94 and found at (www.whitehouse.gov/omb/circulars/a094/a94_appx-c.html);
4. The total capital cost (construction plus non-construction costs) should be included;

5. Annual O&M costs should be converted to present day dollars using a uniform series present worth (USPW) calculation;
6. The salvage value of the constructed project should be estimated using the anticipated life expectancy of the constructed items using straight line depreciation calculated at the end of the planning period and converted to present day dollars;
7. The present worth of the salvage value should be subtracted from the present worth costs;
8. The net present value (NPV) is then calculated for each technically feasible alternative as the sum of the capital cost (C) plus the present worth of the uniform series of annual O&M (USPW (O&M)) costs minus the single payment present worth of the salvage value (SPPW(S)):

$$NPV = C + USPW (O\&M) - SPPW (S)$$

9. A table showing the capital cost, annual O&M cost, salvage value, present worth of each of these values, and the NPV should be developed for state or federal agency review. All factors (major and minor components), discount rates, and planning periods used should be shown within the table;
 10. Short lived asset costs (See Appendix A for examples) should also be included in the life cycle cost analysis if determined appropriate by the consulting engineer or agency. Life cycles of short lived assets should be tailored to the facilities being constructed and be based on generally accepted design life. Different features in the system may have varied life cycles.
- b) Non-Monetary Factors. Non-monetary factors, including social and environmental aspects (e.g. sustainability considerations, operator training requirements, permit issues, community objections, reduction of greenhouse gas emissions, wetland relocation) should also be considered in determining which alternative is recommended and may be factored into the calculations.

6) **PROPOSED PROJECT (RECOMMENDED ALTERNATIVE)**

The engineer should include a recommendation for which alternative(s) should be implemented. This section should contain a fully developed description of the proposed project based on the preliminary description under the evaluation of alternatives. Include a schematic for any treatment processes, a layout of the system, and a location map of the proposed facilities. At least the following information should be included as applicable to the specific project:

a) Preliminary Project Design.

i) Drinking Water:

Water Supply. Include requirements for quality and quantity. Describe recommended source, including site and allocation allowed.

Treatment. Describe process in detail (including whether adding, replacing, or rehabilitating a process) and identify location of plant and site of any process discharges. Identify capacity of treatment plant (i.e. Maximum Daily Demand).

Storage. Identify size, type and location.

Pumping Stations. Identify size, type, location and any special power requirements. For rehabilitation projects, include description of components upgraded.

Distribution Layout. Identify general location of new pipe, replacement, or rehabilitation: lengths, sizes and key components.

ii) Wastewater/Reuse:

Collection System/Reclaimed Water System Layout. Identify general location of new pipe, replacement or rehabilitation: lengths, sizes, and key components.

Pumping Stations. Identify size, type, site location, and any special power requirements. For rehabilitation projects, include description of components upgraded.

Storage. Identify size, type, location and frequency of operation.

Treatment. Describe process in detail (including whether adding, replacing, or rehabilitating a process) and identify location of any treatment units and site of any discharges (end use for reclaimed water). Identify capacity of treatment plant (i.e. Average Daily Flow).

iii) Solid Waste:

Collection. Describe process in detail and identify quantities of material (in both volume and weight), length of transport, location and type of transfer facilities, and any special handling requirements.

Storage. If any, describe capacity, type, and site location.

Processing. If any, describe capacity, type, and site location.

Disposal. Describe process in detail and identify permit requirements, quantities of material, recycling processes, location of plant, and site of any process discharges.

iv) Stormwater:

Collection System Layout. Identify general location of new pipe, replacement or rehabilitation: lengths, sizes, and key components.

Pumping Stations. Identify size, type, location, and any special power requirements.

Treatment. Describe treatment process in detail. Identify location of treatment facilities and process discharges. Capacity of treatment process should also be addressed.

Storage. Identify size, type, location and frequency of operation.

Disposal. Describe type of disposal facilities and location.

Green Infrastructure. Provide the following information for green infrastructure alternatives:

- Control Measures Selected. Identify types of control measures selected (e.g., vegetated areas, planter boxes, permeable pavement, rainwater cisterns).
- Layout: Identify placement of green infrastructure control measures, flow paths, and drainage area for each control measure.
- Sizing: Identify surface area and water storage volume for each green infrastructure control measure. Where applicable, soil infiltration rate, evapotranspiration rate, and use rate (for rainwater harvesting) should also be addressed.
- Overflow: Describe overflow structures and locations for conveyance of larger precipitation events.

- b) Project Schedule. Identify proposed dates for submittal and anticipated approval of all required documents, land and easement acquisition, permit applications, advertisement for bids, loan closing, contract award, initiation of construction, substantial completion, final completion, and initiation of operation.
- c) Permit Requirements. Identify any construction, discharge and capacity permits that will/may be required as a result of the project.
- d) Sustainability Considerations (if applicable).
- i) Water and Energy Efficiency. Describe aspects of the proposed project addressing water reuse, water efficiency, and water conservation, energy efficient design, and/or renewable generation of energy, if incorporated into the selected alternative.
- ii) Green Infrastructure. Describe aspects of project that preserve or mimic natural processes to manage stormwater, if applicable to the selected alternative. Address management of runoff volume and peak flows through infiltration, evapotranspiration, and/or harvest and use, if applicable.
- iii) Other. Describe other aspects of sustainability (such as resiliency or operational simplicity) that are incorporated into the selected alternative, if incorporated into the selected alternative.
- e) Total Project Cost Estimate (Engineer's Opinion of Probable Cost). Provide an itemized estimate of the project cost based on the stated period of construction. Include construction, land and right-of-ways, legal, engineering, construction program management, funds administration, interest, equipment, construction contingency, refinancing, and other costs associated with the proposed project. The construction subtotal should be separated out from the non-construction costs. The non-construction subtotal should be included and added to the

construction subtotal to establish the total project cost. An appropriate construction contingency should be added as part of the non-construction subtotal. For projects containing both water and waste disposal systems, provide a separate cost estimate for each system as well as a grand total. If applicable, the cost estimate should be itemized to reflect cost sharing including apportionment between funding sources. The engineer may rely on the owner for estimates of cost for items other than construction, equipment, and engineering.

- f) Annual Operating Budget. Provide itemized annual operating budget information. The owner has primary responsibility for the annual operating budget, however, there are other parties that may provide technical assistance. This information will be used to evaluate the financial capacity of the system. The engineer will incorporate information from the owner's accountant and other known technical service providers.
- i) Income. Provide information about all sources of income for the system including a proposed rate schedule. Project income realistically for existing and proposed new users separately, based on existing user billings, water treatment contracts, and other sources of income. In the absence of historic data or other reliable information, for budget purposes, base water use on 100 gallons per capita per day. Water use per residential connection may then be calculated based on the most recent U.S. Census, American Community Survey, or other data for the state or county of the average household size. When large agricultural or commercial users are projected, the Report should identify those users and include facts to substantiate such projections and evaluate the impact of such users on the economic viability of the project.
- ii) Annual O&M Costs. Provide an itemized list by expense category and project costs realistically. Provide projected costs for operating the system as improved. In the absence of other reliable data, base on actual costs of other existing facilities of similar size and complexity. Include facts in the Report to substantiate O&M cost estimates. Include personnel costs, administrative costs, water purchase or treatment costs, accounting and auditing fees, legal fees, interest, utilities, energy costs, insurance, annual repairs and maintenance, monitoring and testing, supplies, chemicals, residuals disposal, office supplies, printing, professional services, and miscellaneous as applicable. Any income from renewable energy generation which is sold back to the electric utility should also be included, if applicable. If applicable, note the operator grade needed.
- iii) Debt Repayments. Describe existing and proposed financing with the estimated amount of annual debt repayments from all sources. All estimates of funding should be based on loans, not grants.
- iv) Reserves. Describe the existing and proposed loan obligation reserve requirements for the following:
- Debt Service Reserve – For specific debt service reserve requirements consult with individual funding sources. If General Obligation bonds are proposed to be used as loan security, this section may be omitted, but this should be clearly stated if it is the case.

Short-Lived Asset Reserve – A table of short lived assets should be included for the system (See Appendix A for examples). The table should include the asset, the expected year of replacement, and the anticipated cost of each. Prepare a recommended annual reserve deposit to fund replacement of short-lived assets, such as pumps, paint, and small equipment. Short-lived assets include those items not covered under O&M, however, this does not include facilities such as a water tank or treatment facility replacement that are usually funded with long-term capital financing.

7. CONCLUSIONS AND RECOMMENDATIONS

Provide any additional findings and recommendations that should be considered in development of the project. This may include recommendations for special studies, highlighting of the need for special coordination, a recommended plan of action to expedite project development, and any other necessary considerations.

Appendix A: Example List of Short-Lived Asset Infrastructure

Estimated Repair, Rehab, Replacement Expenses by Item within up to 20 Years from Installation)	
Drinking Water Utilities	Wastewater Utilities
<p>Source Related</p> <ul style="list-style-type: none"> Pumps Pump Controls Pump Motors Telemetry Intake/ Well screens Water Level Sensors Pressure Transducers 	<p>Treatment Related</p> <ul style="list-style-type: none"> Pump Pump Controls Pump Motors Chemical feed pumps Membrane Filters Fibers Field & Process Instrumentation Equipment UV lamps Centrifuges Aeration blowers Aeration diffusers and nozzles Trickling filters, RBCs, etc. Belt presses & driers Sludge Collecting and Dewatering Equipment Level Sensors Pressure Transducers Pump Controls Back-up power generator Chemical Leak Detection Equipment Flow meters SCADA Systems
<p>Treatment Related</p> <ul style="list-style-type: none"> Chemical feed pumps Altitude Valves Valve Actuators Field & Process Instrumentation Equipment Granular filter media Air compressors & control units Pumps Pump Motors Pump Controls Water Level Sensors Pressure Transducers Sludge Collection & Dewatering UV Lamps Membranes Back-up power generators Chemical Leak Detection Equipment Flow meters SCADA Systems 	<p>Collection System Related</p> <ul style="list-style-type: none"> Pump Pump Controls Pump Motors Trash racks/bar screens Sewer line rodding equipment Air compressors Vaults, lids, and access hatches Security devices and fencing Alarms & Telemetry Chemical Leak Detection Equipment
<p>Distribution System Related</p> <ul style="list-style-type: none"> Residential and Small Commercial Meters Meter boxes Hydrants & Blow offs Pressure reducing valves Cross connection control devices Altitude valves Alarms & Telemetry Vaults, lids, and access hatches Security devices and fencing Storage reservoir painting/patching 	