

---

**State of Wisconsin**  
**Event Filing #2017-12**  
Dated August 4, 2017

---

This Additional/Voluntary Filing does not concern an event described in Securities and Exchange Act Rule 15c2-12, as amended. The State of Wisconsin provides this information as it may be material to financial evaluation of one or more obligations of the State of Wisconsin.

**Issuer:** State of Wisconsin  
General Fund Annual Appropriation Bonds

**CUSIP Numbers:** 977100 Prefix (All)

**Type of Information:** Event Filing  
Rating Change

Moody's Investor Service has upgraded the State's general fund annual appropriation bonds from Aa3 to Aa2, with a "stable" outlook. Attached is a **report issued by Moody's Investors Service.**

The State of Wisconsin is providing this Additional/Voluntary Filing with the Municipal Securities Rulemaking Board through its Electronic Municipal Market Access system. This Additional/Voluntary Filing is also available on the State of Wisconsin Capital Finance Office web site at:

[doa.wi.gov/capitalfinance](http://doa.wi.gov/capitalfinance)

The undersigned represents that he is the Capital Finance Director, State of Wisconsin Capital Finance Office, which is the office of the State of Wisconsin responsible for providing additional/voluntary filings, annual reports, and Event Filings pursuant to the State's Master Agreement on Continuing Disclosure (Amended and Restated December 1, 2010), and is authorized to distribute this information publicly.

/s/ DAVID R. ERDMAN

David R. Erdman, Capital Finance Director  
State of Wisconsin Capital Finance Office  
Wisconsin Department of Administration  
101 East Wilson Street, FLR 10  
Madison, WI 53703  
Phone: (608) 267-0374  
Fax: (608) 266-7645  
E-mail: [DOACapitalFinanceOffice@wisconsin.gov](mailto:DOACapitalFinanceOffice@wisconsin.gov)  
Website: [www.doa.state.wi.us/capitalfinance](http://www.doa.state.wi.us/capitalfinance)

## CREDIT OPINION

4 August 2017

Update

Rate this Research >>

### Contacts

Marcia Van Wagner 212-553-2952  
 VP-Sr Credit Officer  
 marcia.vanwagner@moody.com

Genevieve Nolan 212-553-3912  
 VP-Senior Analyst  
 genevieve.nolan@moody.com

## Wisconsin (State of)

Update - Moody's upgrades Wisconsin GO to Aa1; outlook stable

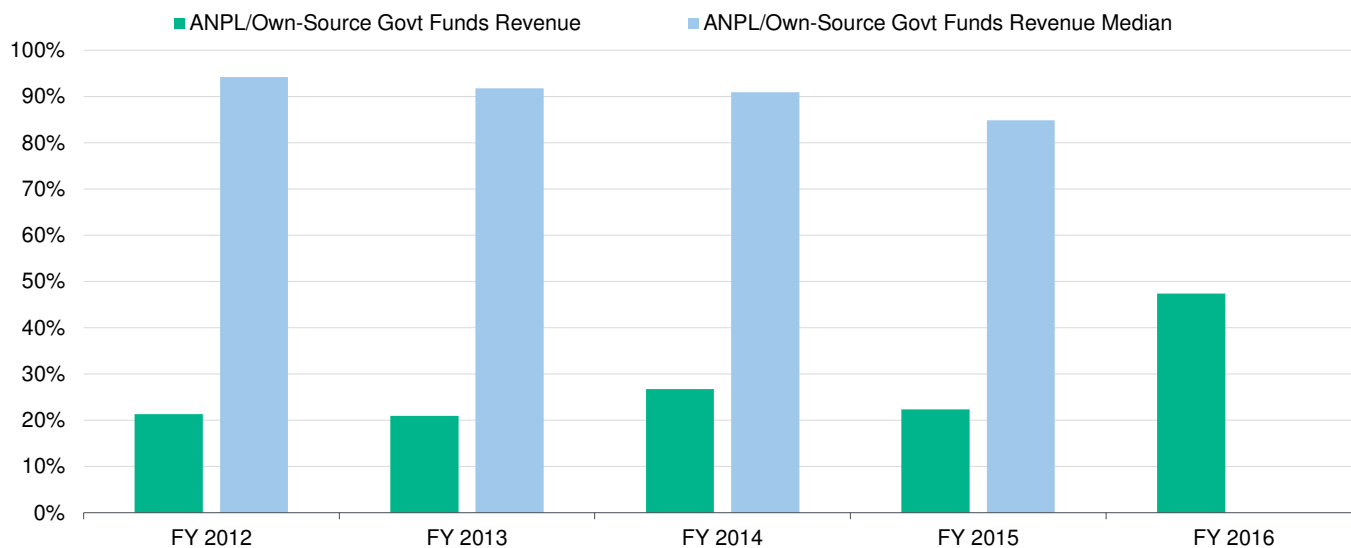
### Summary Rating Rationale

Moody's Investors Service has upgraded the state of Wisconsin's General Obligation rating to Aa1. Moody's has also upgraded the state's appropriation backed debt as follows: to Aa2 for Certificates of Participation issued under the state's master lease program; Aa2 for General Fund Annual Appropriation Bonds; Aa2 for Taxable Pension Funding Bonds; Aa3 for Appropriation Revenue Bonds; Aa3 for Milwaukee Public Schools Revenue Bonds Series 2007A and A1 for Milwaukee Public Schools Revenue Bonds Series 2013A. Moody's also affirmed the short-term P-1 ratings on the state's general obligation commercial paper programs based on the bank counterparty ratings and the long-term underlying state rating. The outlook for all the long-term ratings was moved to stable.

The upgrade to Aa1 reflects the proven fiscal benefits of the state's approach to granting and funding pension obligations when many other states are experiencing stress from rising costs and heavy liabilities; an economy that delivers steady but moderate growth; conservatively managed budgets; and adequate liquidity. Despite Wisconsin's slightly elevated debt levels, its fixed costs for pensions, debt and retiree health benefits are below the median for Aa1 states and outweigh the credit challenge of the state's negative unassigned fund balances.

Appropriation debt is notched off the state's GO rating to reflect risk of non-appropriation since the state is not obligated to appropriate debt service for the bonds. The Certificates of Participation, General Fund Annual Appropriation Bonds, and Taxable Pension Bonds are upgraded to Aa2, one notch lower than the state GO rating, to reflect their average legal structure and essential nature of the projects funded. The Appropriation Revenue Bonds funded a sports facility, which we view as a less essential purpose warranting an upgrade to Aa3, two notches off the state rating. The Milwaukee Public Schools Revenue Bond Series 2007A is upgraded to Aa3, two notches off the GO to reflect the moral obligation of the state to make debt service payments on the bonds. The Milwaukee Public Schools Revenue Bonds Series 2013A is upgraded to A1, three notches lower than the GO rating to reflect weak legal provisions.

Exhibit 1

**Wisconsin Pension Burden Below State Median**

Fiscal 2016 ANPL state median not yet available

Source: Moody's Investors Service; Wisconsin audited financial statements

**Credit Strengths**

- » Pension obligations that are well funded, supplemented by structural plan enhancements that will insulate the plan from significant market volatility
- » Liquidity position bolstered by significant alternate liquidity
- » Minimal OPEB liability

**Credit Challenges**

- » Low rainy day reserve levels combined with negative unassigned balances provide little financial cushion
- » Lack of certain fiscal best practices (binding consensus revenue forecasting, and multi-year revenue and expenditure plans)
- » Exposure to cyclical manufacturing economy

**Rating Outlook**

The stable outlook reflects the expectation that the state will experience moderate economic growth and will continue its prudent fiscal management practices.

**Factors that Could Lead to an Upgrade**

- » Established trend of recurring structural budget balance reflected in elimination of the negative unassigned GAAP fund balance
- » Funding and maintenance of the budget stabilization fund to a level sufficient to provide a meaningful financial cushion in times of revenue volatility
- » Sustained job and economic growth

This publication does not announce a credit rating action. For any credit ratings referenced in this publication, please see the ratings tab on the issuer/entity page on [www.moody's.com](http://www.moody's.com) for the most updated credit rating action information and rating history.

## Factors that Could Lead to a Downgrade

- » Departure from prudent fiscal management practices that have aligned spending with the state's moderate economic growth
- » Return to structural budget imbalance and reliance on non-recurring measures to address budget gaps
- » Accelerated deterioration of the state's financial position resulting in weakening of liquidity or larger GAAP-negative fund balances

## Key Indicators

Exhibit 2

Wisconsin	FY 2012	FY 2013	FY 2014	FY 2015	FY 2016
Operating Fund Revenues (000s)	16,913,431	17,326,052	17,707,489	17,970,695	18,464,704
Balances as % of Operating Fund Revenues	-14.8%	-11.9%	-9.8%	-12.0%	-11.4%
Net Tax-Supported Debt (000s)	10,730,964	10,596,200	10,331,182	10,274,025	10,051,056
Net Tax-Supported Debt/Personal Income	4.7%	4.4%	4.2%	4.0%	3.8%
Net Tax-Supported Debt/Personal Income 50 State Median	2.8%	2.6%	2.5%	2.5%	2.5%
Debt/Own-Source Governmental Funds Revenue	60.8%	58.9%	56.2%	55.1%	52.5%
Debt/Own-Source Governmental Funds Revenue Median	37.4%	36.1%	35.8%	34.4%	N/A
ANPL/Own-Source Govt Funds Revenue	21.3%	20.9%	26.7%	22.3%	47.5%
ANPL/Own-Source Govt Funds Revenue Median	94.2%	91.8%	90.9%	84.9%	N/A
Total Non-Farm Employment Change (CY)	1.1%	1.0%	1.5%	1.4%	1.2%
Per Capita Income as a % of US (CY)	96.1%	96.0%	95.6%	95.3%	95.4%

Source: Moody's Investors Service; Wisconsin audited financial statements

## Recent Developments

Recent developments are incorporated in the Detailed Rating Considerations below.

## Detailed Rating Considerations

### Economy

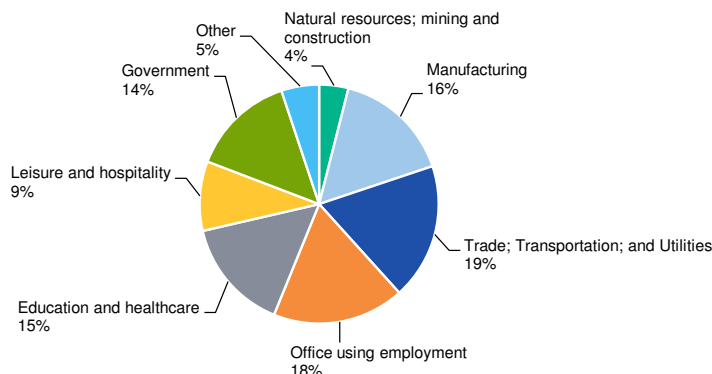
Leading areas of growth for the state continue to be the manufacturing and service sectors. Manufacturing accounts for 19% of Wisconsin's Gross Domestic Product (GDP) and 16% of the state's employment. Nationally, the sector accounts for less than 9% of employment. The state lost approximately 100,000 manufacturing jobs between 2000 and 2010. The state's manufacturing sector employment has been recovering in recent years, and as of June 2017 had grown 1.7% from June 2016, compared to the nation's year-over-year growth of 0.4%. Manufacturing job growth has been concentrated in food manufacturing and fabricated metals which together accounted for about 30% of manufacturing employment in 2016. Measured by employment, transportation equipment manufacturing has slipped out of the top five manufacturing sectors in the state since the early 2000s.

The state's economy is vulnerable to international trade fluctuations and trade policy changes. Wisconsin's strong trade ties with [Canada](#) (Aaa stable) could be impacted by protectionist changes to NAFTA, but the state could also be an attractive location for manufacturers seeking to expand their US production capacity.

Exhibit 3

**Manufacturing Makes Up 16% of Wisconsin Employment**

2016 employment by industry



Source: Moody's Analytics; US BLS

Wisconsin's unemployment rate has remained below the national rate since 2008, with unemployment as of June 2017 at 3.1% compared to 4.4% nationally. Total personal income growth averaged about 3.1% annually since 2010 compared to national growth of 3.6%. As a result of manufacturing employment losses, the state's per-capita income as a percentage of the national average declined from approximately 98% in 2002 to 94.7% in 2008, but has held relatively stable at 95% to 96% in recent years.

**Finances and Liquidity**

The state ended fiscal 2016 with a gross budgetary balance of \$331 million, as spending restraint overcame slightly lower-than-projected revenues. In fiscal 2017, both revenue and spending trends were favorable and may boost the state's year-end gross balance, which the January projection by the Legislative Fiscal Bureau pegged at \$427 million.

The legislature has yet to enact a budget. The governor's executive budget projects total available revenue growth of 6.9% during the 2017-2019 biennium, with spending growing 8.2% during the same period. The resulting gap would be filled with draws from the fiscal 2018 projected beginning balance. Disputes over a number of policy issues, particularly transportation funding, are the source of delayed budget adoption. In case of a late budget, continuity in debt service payments and government service provision is ensured by a continuing appropriation mechanism.

The state's reserve levels have historically been low compared to its peers. After the recession ended, the state rebuilt its budget stabilization fund and reduced its negative fund balance. The GAAP-basis negative unassigned balance narrowed from its lowest point, -24% of operating revenues in fiscal 2010 to about -10% of operating revenues in fiscal 2014 but widened slightly to -11.4% of revenues in 2016. The mismatch in fiscal years between the state's, which ends June 30, and local governments', which have a calendar fiscal year, contributes significantly to the negative balances because the state makes large local aid payments in July that reflect liabilities accrued in the first half of the calendar year. The payment timing is a vestige of past efforts by the state to manage budgetary pressures.

Although Wisconsin has the largest negative fund balance among Aa1-rated states, this credit-negative factor is outweighed by the state's other credit strengths, particularly its low fixed costs (discussed below), which afford the state spending flexibility. It is also manageable in view of the state's demonstrated ability to maintain adequate liquidity. However, we would view negatively new efforts to achieve budget relief through additional timing shifts or other measures that increase liabilities that add to the negative balance.

**LIQUIDITY**

Wisconsin's liquidity is adequate, having improved from historically weak levels. From the recession-era low ending cash balance of -\$190 million in fiscal 2009, year-end general fund cash balances have improved. Recent balances have been \$1.5 billion (fiscal 2014), \$1.37 billion (fiscal 2015) and \$1.06 billion for fiscal 2016. The state has additional liquidity, which it tapped in August 2016 as the general fund cash balance dipped to -\$137 million. Internal borrowable resources (temporary reallocation) are capped at 9% of general

purpose revenue appropriations, yielding resources of approximately \$1.53 billion in fiscal 2017. An additional 3% that can be borrowed against for a 30-day period would provide another \$510 million for the state to access on short notice, affording the state a total of \$2 billion in alternate liquidity on a general fund revenue base of about \$16 billion. The 9% temporary allocation can be borrowed across fiscal years, which is an important credit feature for the state.

As a result of the improved liquidity, Wisconsin has not issued external short-term cash notes since fiscal 2012 and does not intend to issue such notes in the 2017-2019 biennium.

## Debt and Pensions

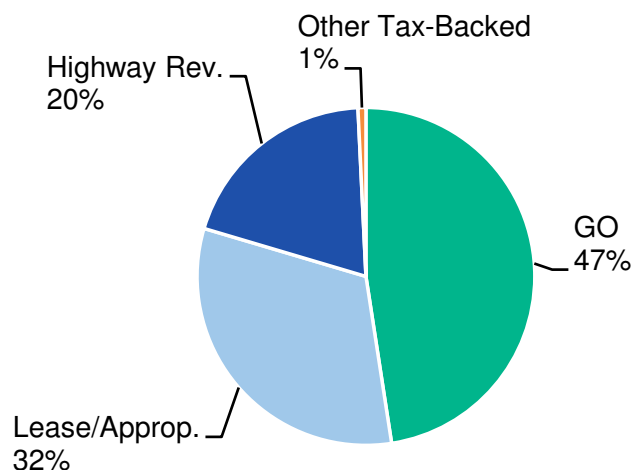
### DEBT STRUCTURE

Wisconsin's debt ratios are higher than average. The state has about \$10.1 billion in net tax-supported debt (NTSD) outstanding comprising 47% general obligation bonds, 32% general fund appropriation bonds, 20% highway bonds and a small amount of non-highway tax-backed debt (see Exhibit 4). For fiscal 2015, the state's \$10.3 billion in net tax-supported debt outstanding places it 14th among the states for net tax-supported debt per capita and 13th for debt as a percent of personal income, according to Moody's 2016 State Debt Medians report. Wisconsin has debt per capita of \$1,780 compared to the 50-state median of \$1,025 and debt as a percent of personal income stands at 4.0%, relative to the median of 2.5%. The state's debt ratios incorporate the issuance in 2003 of approximately \$1.8 billion in appropriation-backed bonds to address unfunded pension/sick leave liability. Like most states, Wisconsin's debt ratios have declined in recent years. The high bonded debt level is offset by low unfunded pension liability.

The state has approximately \$1.21 billion in variable rate debt exposure (12% of NTSD), which includes a GO Commercial Paper Program and a GO Extendable Commercial Paper Program, both rated P-1. The GO Commercial Paper line of credit has a stated expiration of March 2019. The total variable rate amount also includes about \$88.7 million of outstanding transportation revenue commercial paper notes issued by the [Wisconsin Department of Transportation](#), also rated P-1, for which the liquidity facility has a stated expiration date of April 2019.

Exhibit 4

#### Wisconsin Debt Outstanding Primarily in GO and Appropriation-Backed Bonds New Tax-Supported Debt Outstanding as of December 2016



Source: Wisconsin annual disclosures; Moody's Investors Service

### DEBT-RELATED DERIVATIVES

A portion of the state's variable rate debt exposure is hedged to fixed with swaps provided by [Citibank, N.A.](#) (A1(cr)/P-1(cr)), [UBS AG](#) (Aa3(cr)/P-1(cr)), and [JPMorgan Chase Bank, N.A.](#) (Aa2(cr)/P-1(cr)). Swap notional amounts are \$479.2 million (about 37% of variable

rate debt exposure). The swaps provide for declining notional amounts that parallel the amortization of the associated bonds. The state also has a direct loan with JPMorgan Chase Bank, N.A. for \$280 million, which was used to refund outstanding general obligation bonds. This is the first and currently only direct bank loan for the state.

### **PENSIONS AND OPEB**

Wisconsin's adjusted net pension liabilities (ANPL) relative to revenues are the second lowest of any state in the US. Based on the state's fiscal 2015 disclosures, the overall retirement system's three-year average ANPL relative to governmental revenues was 15% compared to a state median of 53%. Other pension ratios such as ANPL to personal income, GDP, and population are similarly low. The state's 2016 ANPL is \$9.1 billion. Moody's ANPL reflects certain adjustments made to improve comparability of reported pension liabilities.

The state retirement plan, the Wisconsin Retirement System (WRS), benefits from contributions at 100% of the funding requirement and unique structural enhancements that minimize negative effects of a market downturn. The plan separates its systems into active and retiree segments and allows employees and retirees the option of assuming greater investment risk in exchange for potential increased pension benefits. If returns exceed 5% (the assumed rate of return for retirees), then "dividend" increases can be granted. However, if investment performance is adverse, then previous dividend increases can be reduced. During fiscal year 2011 the state actually reduced payments to retirees based on poor market performance. This mechanism is used in lieu of automatic cost of living adjustments. Additionally, Wisconsin Act 10 reforms passed in 2011 included some cost containing measures such as requiring non-public safety employees to contribute half of the annually required contribution for normal costs to WRS and eliminating the authority of the state and local governments to assume employee contributions. Based on these enhancements and the fully funded asset value, the state has effectively controlled its pension costs in a time when many states are combating rising costs and liabilities.

The state contributed \$271 million to its pension systems in 2016. In 2015, the contribution amount of \$276 million was more than the contribution amount that would allow the state's reported net pension liability to "tread water" – or remain stable from one year to the next, assuming investment return and other actuarial assumptions are met for the year. The tread water amount is determined by the actuarial cost of the year's benefit accruals ("service cost") plus interest on the net pension liability at the beginning of the year. The state's contribution relative to the tread water benchmark implies a funding approach that will lead to declining adjusted net pension liabilities over time. The state had an unadjusted reported proportionate share of the pension system's net pension asset of \$686.9 million in fiscal 2015 and net pension liability of \$455.5 million in fiscal 2016.

Wisconsin's latest valuation of its retiree health insurance (OPEB) plan shows a modest unfunded OPEB liability for this and other retiree benefits of approximately \$944 million as of January 1, 2015. A Moody's ranking of fiscal 2013 OPEB unfunded liabilities showed the state with an OPEB unfunded actuarial accrued liability of 3.8% of revenues versus a state median of 15.7%.

### **Governance**

The state has a number of governance constraints evidenced by a super-majority requirements for tax increases, limited executive authority to reduce mid-year appropriations, lack of multi-year financial planning and a weak binding consensus revenue forecasting process. However, the state Secretary of Administration is authorized to de-allocate expenditure payments from certain state agencies at any time. The state also benefits from timely and robust financial reporting.

### **Legal Security**

The state's general obligation bonds are secured by its full faith and credit.

The state's certificates of participation, general fund appropriation bonds, Neighborhood Schools Initiatives bonds issued by the Milwaukee Regional Development Authority and pension funding bonds are payable from state appropriations.

### **Use of Proceeds**

Not applicable

### **Obligor Profile**

Wisconsin is the twentieth largest state, with a population of 5.7 million. Its GDP ranks twentieth among states.

## Methodology

The principal methodology used in this rating was US States Rating Methodology published in April 2013. The additional methodology used in the lease-backed rating was Lease, Appropriation, Moral Obligation and Comparable Debt of US State and Local Governments published in July 2016. The additional methodology used in the short-term rating was Variable Rate Instruments Supported by Conditional Liquidity Facilities published in March 2017. Please see the Rating Methodologies page on [www.moody.com](http://www.moody.com) for a copy of these methodologies.



© 2017 Moody's Corporation, Moody's Investors Service, Inc., Moody's Analytics, Inc. and/or their licensors and affiliates (collectively, "MOODY'S"). All rights reserved.

CREDIT RATINGS ISSUED BY MOODY'S INVESTORS SERVICE, INC. AND ITS RATINGS AFFILIATES ("MIS") ARE MOODY'S CURRENT OPINIONS OF THE RELATIVE FUTURE CREDIT RISK OF ENTITIES, CREDIT COMMITMENTS, OR DEBT OR DEBT-LIKE SECURITIES, AND MOODY'S PUBLICATIONS MAY INCLUDE MOODY'S CURRENT OPINIONS OF THE RELATIVE FUTURE CREDIT RISK OF ENTITIES, CREDIT COMMITMENTS, OR DEBT OR DEBT-LIKE SECURITIES. MOODY'S DEFINES CREDIT RISK AS THE RISK THAT AN ENTITY MAY NOT MEET ITS CONTRACTUAL, FINANCIAL OBLIGATIONS AS THEY COME DUE AND ANY ESTIMATED FINANCIAL LOSS IN THE EVENT OF DEFAULT. CREDIT RATINGS DO NOT ADDRESS ANY OTHER RISK, INCLUDING BUT NOT LIMITED TO: LIQUIDITY RISK, MARKET VALUE RISK, OR PRICE VOLATILITY. CREDIT RATINGS AND MOODY'S OPINIONS INCLUDED IN MOODY'S PUBLICATIONS ARE NOT STATEMENTS OF CURRENT OR HISTORICAL FACT. MOODY'S PUBLICATIONS MAY ALSO INCLUDE QUANTITATIVE MODEL-BASED ESTIMATES OF CREDIT RISK AND RELATED OPINIONS OR COMMENTARY PUBLISHED BY MOODY'S ANALYTICS, INC. CREDIT RATINGS AND MOODY'S PUBLICATIONS DO NOT CONSTITUTE OR PROVIDE INVESTMENT OR FINANCIAL ADVICE, AND CREDIT RATINGS AND MOODY'S PUBLICATIONS ARE NOT AND DO NOT PROVIDE RECOMMENDATIONS TO PURCHASE, SELL, OR HOLD PARTICULAR SECURITIES. NEITHER CREDIT RATINGS NOR MOODY'S PUBLICATIONS COMMENT ON THE SUITABILITY OF AN INVESTMENT FOR ANY PARTICULAR INVESTOR. MOODY'S ISSUES ITS CREDIT RATINGS AND PUBLISHES MOODY'S PUBLICATIONS WITH THE EXPECTATION AND UNDERSTANDING THAT EACH INVESTOR WILL, WITH DUE CARE, MAKE ITS OWN STUDY AND EVALUATION OF EACH SECURITY THAT IS UNDER CONSIDERATION FOR PURCHASE, HOLDING, OR SALE.

MOODY'S CREDIT RATINGS AND MOODY'S PUBLICATIONS ARE NOT INTENDED FOR USE BY RETAIL INVESTORS AND IT WOULD BE RECKLESS AND INAPPROPRIATE FOR RETAIL INVESTORS TO USE MOODY'S CREDIT RATINGS OR MOODY'S PUBLICATIONS WHEN MAKING AN INVESTMENT DECISION. IF IN DOUBT YOU SHOULD CONTACT YOUR FINANCIAL OR OTHER PROFESSIONAL ADVISER. ALL INFORMATION CONTAINED HEREIN IS PROTECTED BY LAW, INCLUDING BUT NOT LIMITED TO, COPYRIGHT LAW, AND NONE OF SUCH INFORMATION MAY BE COPIED OR OTHERWISE REPRODUCED, REPACKAGED, FURTHER TRANSMITTED, TRANSFERRED, DISSEMINATED, REDISTRIBUTED OR RESOLD, OR STORED FOR SUBSEQUENT USE FOR ANY SUCH PURPOSE, IN WHOLE OR IN PART, IN ANY FORM OR MANNER OR BY ANY MEANS WHATSOEVER, BY ANY PERSON WITHOUT MOODY'S PRIOR WRITTEN CONSENT.

All information contained herein is obtained by MOODY'S from sources believed by it to be accurate and reliable. Because of the possibility of human or mechanical error as well as other factors, however, all information contained herein is provided "AS IS" without warranty of any kind. MOODY'S adopts all necessary measures so that the information it uses in assigning a credit rating is of sufficient quality and from sources MOODY'S considers to be reliable including, when appropriate, independent third-party sources. However, MOODY'S is not an auditor and cannot in every instance independently verify or validate information received in the rating process or in preparing the Moody's publications.

To the extent permitted by law, MOODY'S and its directors, officers, employees, agents, representatives, licensors and suppliers disclaim liability to any person or entity for any indirect, special, consequential, or incidental losses or damages whatsoever arising from or in connection with the information contained herein or the use of or inability to use any such information, even if MOODY'S or any of its directors, officers, employees, agents, representatives, licensors or suppliers is advised in advance of the possibility of such losses or damages, including but not limited to: (a) any loss of present or prospective profits or (b) any loss or damage arising where the relevant financial instrument is not the subject of a particular credit rating assigned by MOODY'S.

To the extent permitted by law, MOODY'S and its directors, officers, employees, agents, representatives, licensors and suppliers disclaim liability for any direct or compensatory losses or damages caused to any person or entity, including but not limited to by any negligence (but excluding fraud, willful misconduct or any other type of liability that, for the avoidance of doubt, by law cannot be excluded) on the part of, or any contingency within or beyond the control of, MOODY'S or any of its directors, officers, employees, agents, representatives, licensors or suppliers, arising from or in connection with the information contained herein or the use of or inability to use any such information.

NO WARRANTY, EXPRESS OR IMPLIED, AS TO THE ACCURACY, TIMELINESS, COMPLETENESS, MERCHANTABILITY OR FITNESS FOR ANY PARTICULAR PURPOSE OF ANY SUCH RATING OR OTHER OPINION OR INFORMATION IS GIVEN OR MADE BY MOODY'S IN ANY FORM OR MANNER WHATSOEVER.

Moody's Investors Service, Inc., a wholly-owned credit rating agency subsidiary of Moody's Corporation ("MCO"), hereby discloses that most issuers of debt securities (including corporate and municipal bonds, debentures, notes and commercial paper) and preferred stock rated by Moody's Investors Service, Inc. have, prior to assignment of any rating, agreed to pay to Moody's Investors Service, Inc. for appraisal and rating services rendered by it fees ranging from \$1,500 to approximately \$2,500,000. MCO and MIS also maintain policies and procedures to address the independence of MIS's ratings and rating processes. Information regarding certain affiliations that may exist between directors of MCO and rated entities, and between entities who hold ratings from MIS and have also publicly reported to the SEC an ownership interest in MCO of more than 5%, is posted annually at [www.moody.com](http://www.moody.com) under the heading "Investor Relations — Corporate Governance — Director and Shareholder Affiliation Policy."

Additional terms for Australia only: Any publication into Australia of this document is pursuant to the Australian Financial Services License of MOODY'S affiliate, Moody's Investors Service Pty Limited ABN 61 003 399 657AFSL 336969 and/or Moody's Analytics Australia Pty Ltd ABN 94 105 136 972 AFSL 383569 (as applicable). This document is intended to be provided only to "wholesale clients" within the meaning of section 761G of the Corporations Act 2001. By continuing to access this document from within Australia, you represent to MOODY'S that you are, or are accessing the document as a representative of, a "wholesale client" and that neither you nor the entity you represent will directly or indirectly disseminate this document or its contents to "retail clients" within the meaning of section 761G of the Corporations Act 2001. MOODY'S credit rating is an opinion as to the creditworthiness of a debt obligation of the issuer, not on the equity securities of the issuer or any form of security that is available to retail investors. It would be reckless and inappropriate for retail investors to use MOODY'S credit ratings or publications when making an investment decision. If in doubt you should contact your financial or other professional adviser.

Additional terms for Japan only: Moody's Japan K.K. ("MJKK") is a wholly-owned credit rating agency subsidiary of Moody's Group Japan G.K., which is wholly-owned by Moody's Overseas Holdings Inc., a wholly-owned subsidiary of MCO. Moody's SF Japan K.K. ("MSFJ") is a wholly-owned credit rating agency subsidiary of MJKK. MSFJ is not a Nationally Recognized Statistical Rating Organization ("NRSRO"). Therefore, credit ratings assigned by MSFJ are Non-NRSRO Credit Ratings. Non-NRSRO Credit Ratings are assigned by an entity that is not a NRSRO and, consequently, the rated obligation will not qualify for certain types of treatment under U.S. laws. MJKK and MSFJ are credit rating agencies registered with the Japan Financial Services Agency and their registration numbers are FSA Commissioner (Ratings) No. 2 and 3 respectively.

MJKK or MSFJ (as applicable) hereby disclose that most issuers of debt securities (including corporate and municipal bonds, debentures, notes and commercial paper) and preferred stock rated by MJKK or MSFJ (as applicable) have, prior to assignment of any rating, agreed to pay to MJKK or MSFJ (as applicable) for appraisal and rating services rendered by it fees ranging from JPY200,000 to approximately JPY350,000,000.

MJKK and MSFJ also maintain policies and procedures to address Japanese regulatory requirements.

REPORT NUMBER 1085412