


The Pool Page

A Monthly Publication for State of Wisconsin LGIP Participants

MARCH 2024

VOL 29, ISS 3



**The Annualized Earnings
Rate for March 2024:
5.40%**

LGIP Holidays

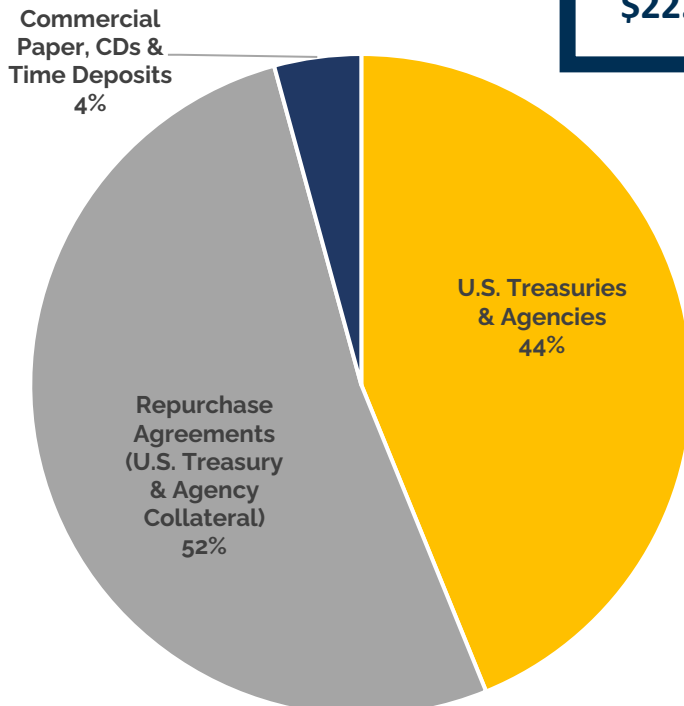
The LGIP will be closed for business on:

- May 27** Memorial Day
- Jun 19** Juneteenth
- Jul 04** Independence Day

State Investment Fund Portfolio Composition

As of 3/31/2024

**Total Net
Assets:
\$22.3 billion**



Book Value Conversion (FV/BV Factor): 100%

Directory

LGIP Toll Free Number

877-947-7665
877-WIS-POOL

LGIP Account Access

<https://lgip.wisconsin.gov>

LGIP Administrator

Department of Administration

Bridget Asasira
Chris Myren

(608) 266-3711
Fax: (608) 223-6578
lgip@wisconsin.gov

LGIP Fund Manager

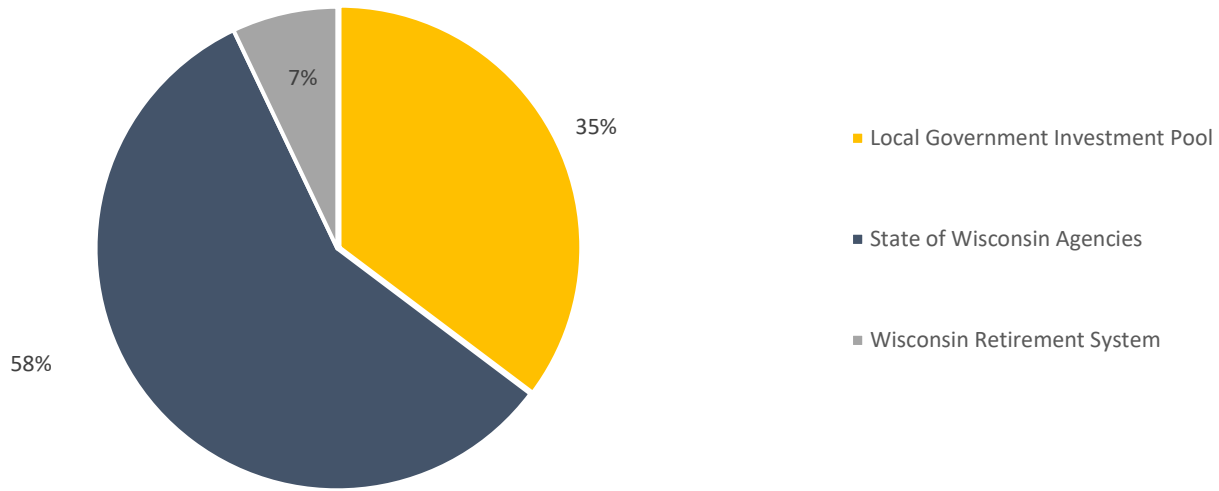
State of WI Investment Board

Andrea Ruiz, CFA, CPA
Gretchen Wegner, CFA, CPA
Ping Wong, CFA

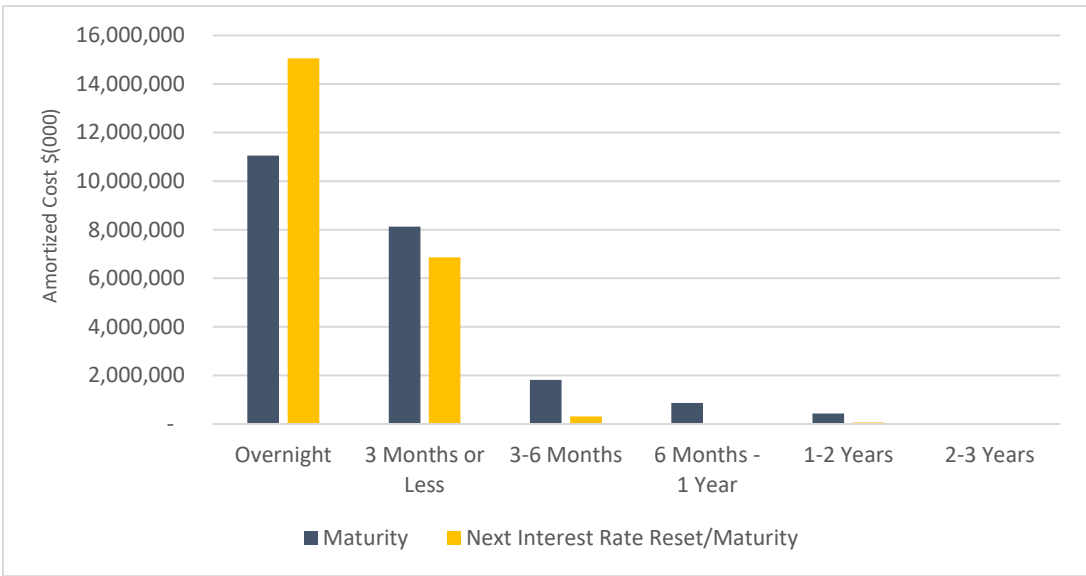
(608) 266-2045



STATE INVESTMENT FUND PARTICIPANTS



MATURITY DISTRIBUTION & INTEREST SENSITIVITY



Weighted Average Maturity (WAM*):
13 Days
*WAM represents the average number of days to the earlier of next interest rate reset or maturity.

Weighted Average Life (WAL):**
44 Days
**WAL represents the average number of days to final maturity.

LGIP PERFORMANCE WITH BENCHMARKS - ANNUALIZED RETURNS %

	March 2024	One Year	Five Year	Ten Year
LGIP	5.40	5.39	2.04	1.41
90 Day Treasury Bill	5.24	5.22	2.04	1.40
Crane Government MMF Average	4.83 (e)	4.72	1.64	1.02
Crane Taxable All MMF Average	5.04 (e)	4.94	1.78	1.16

e = estimate