


# The Pool Page

A Monthly Publication for State of Wisconsin LGIP Participants

FEBRUARY 2024

VOL 29, ISS 2



**The Annualized Earnings  
Rate for February 2024:  
5.39%**

## LGIP Holidays

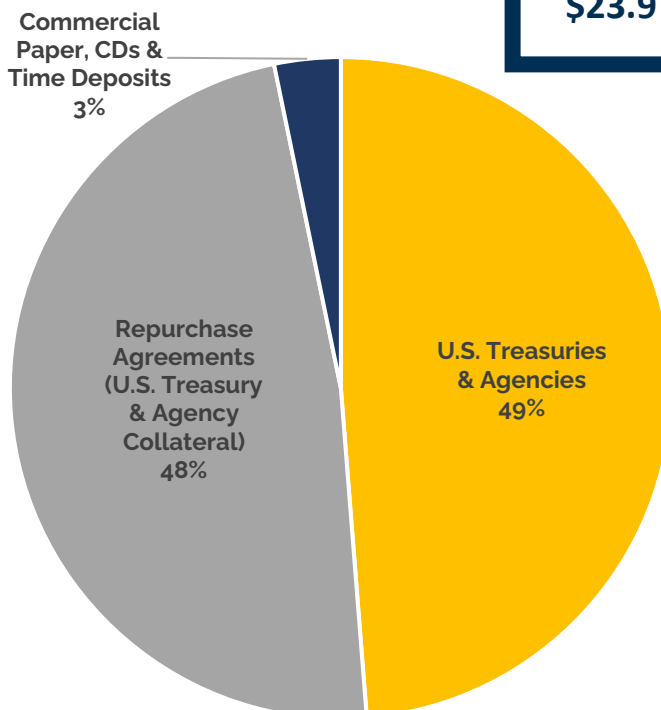
The LGIP will be closed for business on:

- Mar 29** Good Friday
- May 27** Memorial Day
- Jun 19** Juneteenth

## State Investment Fund Portfolio Composition

As of 2/29/2024

**Total Net  
Assets:  
\$23.9 billion**



Book Value Conversion (FV/BV Factor): 100%

## Directory

### LGIP Toll Free Number

877-947-7665  
877-WIS-POOL

### LGIP Account Access

<https://lgip.wisconsin.gov>

### LGIP Administrator

Department of Administration

Bridget Asasira  
Chris Myren

(608) 266-3711  
Fax: (608) 223-6578  
[lgip@wisconsin.gov](mailto:lgip@wisconsin.gov)

### LGIP Fund Manager

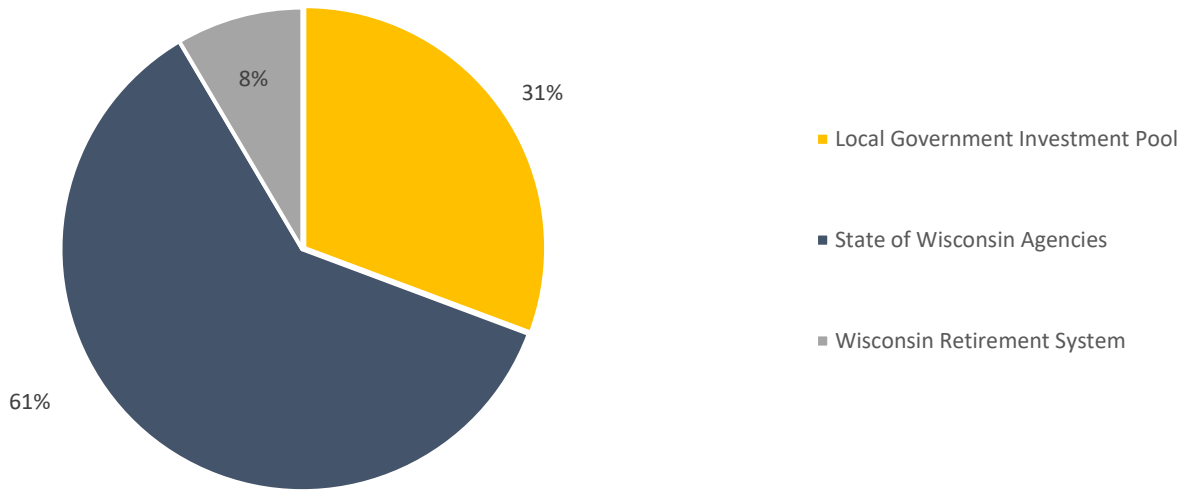
State of WI Investment Board

Andrea Ruiz, CFA, CPA  
Gretchen Wegner, CFA, CPA  
Ping Wong, CFA

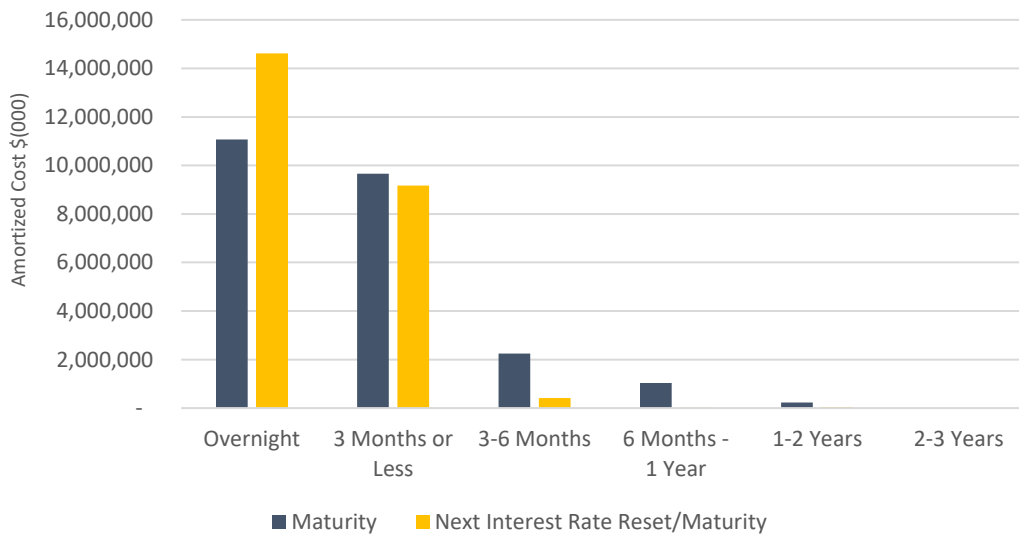
(608) 266-2045



**STATE INVESTMENT FUND PARTICIPANTS**



**MATURITY DISTRIBUTION & INTEREST SENSITIVITY**



**Weighted Average Maturity (WAM\*):**

**16 Days**

\*WAM represents the average number of days to the earlier of next interest rate reset or maturity.

**Weighted Average Life (WAL\*\*):**

**41 Days**

\*\*WAL represents the average number of days to final maturity.

**LGIP PERFORMANCE WITH BENCHMARKS - ANNUALIZED RETURNS %**

	February 2024	One Year	Five Year	Ten Year
<b>LGIP</b>	<b>5.39</b>	<b>5.32</b>	<b>1.99</b>	<b>1.36</b>
90 Day Treasury Bill	5.23	5.17	1.99	1.36
Crane Government MMF Average	4.83 (e)	4.67	1.59	0.98
Crane Taxable All MMF Average	5.05 (e)	4.88	1.73	1.12

e = estimate